

### TYPE YSR-TC

#### HYREDUCER™ In-Line Reducer Splice Kits Standard Barrel, with Inspection Window

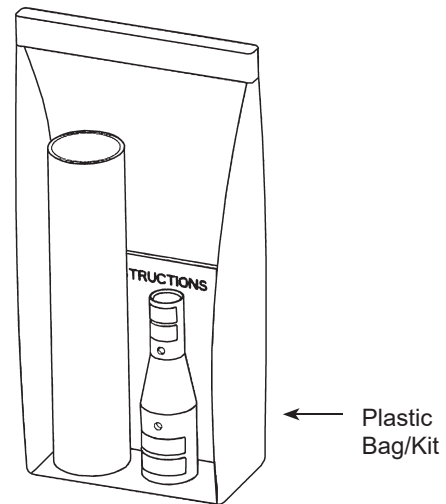
Type YSR-TC reducing splice kits provide for splicing two different cable sizes with inspection holes. The larger conductor is inserted first and butts against the center of the connector where the smaller barrel begins. Constructed from seamless, high conductivity electrolytic copper tubing for maximum conductivity and tin plated to resist corrosion. The YSR-TC family also features the BURNDY® color code system.

#### Features & Benefits

- Each splice kit includes one YSR-TC compression in-line splice reducer connector and heat shrink
- The YSR-TC type reducing compression splice connector provided in the kit is UL Listed in accordance with UL 486A-486B - Wire Connectors; UL Listed 90°C up to 35kV
- Barrels have 2 inspection windows on each side to allow for visual verification that the wire has been fully inserted prior to crimping the splice
- Designed configurations allow for copper code-to-code wire connections, copper code-to-flex wire connections, and copper flex-to-flex wire connections; see table for more complete details
- Barrel is designed with a taper to accommodate a main run wire that is reduced to a smaller tap wire
- Barrel also provided with an internal chamfer at the wire entry to ensure smooth insertion of the wire, preventing possible damaging of the wire strands during insertion
- Electro-tin plated unless otherwise specified to reduce galvanic corrosion (bimetallic) and resist corrosive elements
- Short/standard length barrel is recommended for installations with limited space requirements and meet the exact UL testing requirements as long barrel connectors so performance of the connection is not compromised
- Connectors clearly marked with color coding
- Can be used in place of H-taps; the in-line design saves space in cable trays and other similar applications

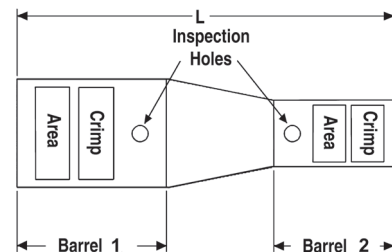
#### Accessories

- Hardware - Section F
- PENETROX™ Oxide Inhibitor - Section F
- Heat and Cold Shrink Tubing - Section D
- WIREMIKE™ Wire Micrometer - Section F
- Wire Management (Cable Ties) - Section G



#### Connector with Clear Heat Shrink Kit

Clear heat shrink UL224 VW1 Listed. Passes TELCORDIA GR-347-CORE Abrasion and Cut Test up to 750 kcmil Class B code cable; contact factory for 750 flex cable applications.

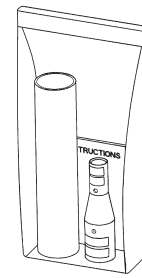


## TYPE YSR-TC (Continued)

HYREDUCER™ In-Line Standard Barrel Reducer  
Splice Kits with Inspection Window

### Connector with Clear Heat Shrink Kit

Clear heat shrink UL224 VW1 Listed. Passes TELCORDIA GR-347-CORE  
Abrasion and Cut Test up to 750 kcmil Class B code cable; contact factory for  
750 flex cable applications.



← Plastic Bag/Kit

Kit Catalog Number	Overall Length (L)	Barrel 1					Barrel 2				
		Copper Wire Size		Dimensions		Color Code & Die Index #	Copper Wire Size		Dimensions		Color Code & Die Index #
		Conductor	MM <sup>2</sup>	Outside Diameter (OD)	Barrel Length (B)		Conductor	MM <sup>2</sup>	Outside Diameter (OD)	Barrel Length (B)	
YSR44FX39LTCKITC	4.38	750 KCMIL G,H 777 DLO	500 MM <sup>2</sup> Class 5	1.49	2.09	Yellow L115	750 KCMIL B,C	-	1.30	1.78	Black 24
YSR44FX38FXLTCKITC	4.61	750 KCMIL G,H 777 DLO	500 MM <sup>2</sup> Class 5	1.49	2.09	Yellow L115	500 KCMIL H,I,K 550 KCMIL G,H,I 535 DLO	300 MM <sup>2</sup> Class 5	1.25	1.60	Pink L99
YSR44FX34LTCKITC	4.91	750 KCMIL G,H 777 DLO	500 MM <sup>2</sup> Class 5	1.49	2.09	Yellow L115	500 KCMIL B,C	240 MM <sup>2</sup> Class 2	1.06	1.69	Brown 20
YSR44FX34FXLTCKITC	4.91	750 KCMIL G,H 777 DLO	500 MM <sup>2</sup> Class 5	1.49	2.09	Yellow L115	350 KCMIL G,H,I,K,M 373 DLO	240 MM <sup>2</sup> Class 5	1.06	1.69	Blue 19
YSR44FX31LTCKITC	5.18	750 KCMIL G,H 777 DLO	500 MM <sup>2</sup> Class 5	1.49	2.09	Yellow L115	350 KCMIL B,C	185 MM <sup>2</sup> Class 2	0.88	1.49	Red 18
YSR44FX30LTCKITC	5.01	750 KCMIL G,H 777 DLO	500 MM <sup>2</sup> Class 5	1.49	2.09	Yellow L115	300 KCMIL B,C	150 MM <sup>2</sup> Class 2	0.81	1.30	White 17
YSR44FX29LTCKITC	5.53	750 KCMIL G,H 777 DLO	500 MM <sup>2</sup> Class 5	1.49	2.09	Yellow L115	250 KCMIL B,C	-	0.75	1.44	Yellow 16
YSR44FX29FXLTCKITC	5.33	750 KCMIL G,H 777 DLO	500 MM <sup>2</sup> Class 5	1.49	2.09	Yellow L115	250 KCMIL B,C 4/0 AWG G,H,I,K,M DLO	120 MM <sup>2</sup> Class 5	0.86	1.44	Yellow 16
YSR44FX28LTCKITC	5.27	750 KCMIL G,H 777 DLO	500 MM <sup>2</sup> Class 5	1.49	2.09	Yellow L115	4/0 AWG B,C	-	0.69	1.30	Purple 15
YSR44FX28FXLTCKITC	5.46	750 KCMIL G,H 777 DLO	500 MM <sup>2</sup> Class 5	1.49	2.09	Yellow L115	4/0 AWG B,C,G,H,I,K,M DLO	120 MM <sup>2</sup> Class 5	0.77	1.40	Purple 15
YSR3939LTCKITC	4.13	750 KCMIL B,C	-	1.30	1.78	Black 24	750 KCMIL B,C	-	1.30	1.78	Black 24
YSR3938FXLTCKITC	3.79	750 KCMIL B,C	-	1.30	1.78	Black 24	500 KCMIL H,I,K 550 KCMIL G,H,I 535 DLO	300 MM <sup>2</sup> Class 5	1.25	1.88	Pink L99
YSR3934LTCKITC	4.09	750 KCMIL B,C	-	1.30	1.78	Black 24	500 KCMIL B,C	240 MM <sup>2</sup> Class 2	1.06	1.69	Brown 20

Separate Installation Tooling Chart follows.

# Compression Connections

Copper — Code / Flex — Reducing Splice Kit  
Standard Barrel — with Inspection Window

## TYPE YSR-TC (Continued)

HYREDUCER™ In-Line Standard Barrel Reducer  
Splice Kits with Inspection Window

Kit Catalog Number	Overall Length (L)	Barrel 1					Barrel 2				
		Copper Wire Size		Dimensions		Color Code & Die Index #	Copper Wire Size		Dimensions		Color Code & Die Index #
		Conductor	MM <sup>2</sup>	Outside Diameter (OD)	Barrel Length (B)		Conductor	MM <sup>2</sup>	Outside Diameter (OD)	Barrel Length (B)	
YSR3934FXLTCKITC	4.09	750 KCMIL B,C	-	1.30	1.78	Black 24	250 KCMIL G,H,I,K,M 373 DLO	240 MM <sup>2</sup> Class 5	1.06	1.69	Blue 19
YSR3931LTCKITC	4.36	750 KCMIL B,C	-	1.30	1.78	Black 24	350 KCMIL B,C	185 MM <sup>2</sup> Class 2	0.88	1.49	Red 18
YSR3930LTCKITC	4.23	750 KCMIL B,C	-	1.30	1.78	Black 24	300 KCMIL B,C	150 MM <sup>2</sup> Class 2	0.81	1.30	White 17
YSR3929LTCKITC	4.71	750 KCMIL B,C	-	1.30	1.78	Black 24	250 KCMIL B,C	-	0.75	1.44	Yellow 16
YSR3929FXLTCKITC	4.59	750 KCMIL B,C	-	1.30	1.78	Black 24	250 KCMIL B,C 4/0 AWG G,H,I,K,M DLO	120 MM <sup>2</sup> Class 5	0.86	1.44	Yellow 16
YSR3928LTCKITC	4.65	750 KCMIL B,C	-	1.30	1.78	Black 24	4/0 AWG B,C	-	0.69	1.30	Purple 15
YSR3928FXLTCKITC	4.64	750 KCMIL B,C	-	1.30	1.78	Black 24	4/0 AWG B,C,G,H,I,K,M DLO	120 MM <sup>2</sup> Class 5	0.77	1.40	Purple 15
YSR38FX34LTCKITC	4.06	500 KCMIL H,I,K 550 KCMIL G,H,I 535 DLO	300 MM <sup>2</sup> Class 5	1.25	1.88	Pink L99	500 KCMIL B,C	240 MM <sup>2</sup> Class 2	1.06	1.69	Brown 20
YSR38FX34FXLTCKITC	4.06	500 KCMIL H,I,K 550 KCMIL G,H,I 535 DLO	300 MM <sup>2</sup> Class 5	1.25	1.88	Pink L99	350 KCMIL G,H,I,K,M 373 DLO	240 MM <sup>2</sup> Class 5	1.06	1.69	Blue 19
YSR38FX31LTCKITC	4.33	500 KCMIL H,I,K 550 KCMIL G,H,I 535 DLO	300 MM <sup>2</sup> Class 5	1.25	1.88	Pink L99	350 KCMIL B,C	185 MM <sup>2</sup> Class 2	0.88	1.49	Red 18
YSR38FX30LTCKITC	4.20	500 KCMIL H,I,K 550 KCMIL G,H,I 535 DLO	300 MM <sup>2</sup> Class 5	1.25	1.88	Pink L99	300 KCMIL B,C	150 MM <sup>2</sup> Class 2	0.81	1.30	White 17
YSR38FX29LTCKITC	4.67	500 KCMIL H,I,K 550 KCMIL G,H,I 535 DLO	300 MM <sup>2</sup> Class 5	1.25	1.88	Pink L99	250 KCMIL B,C	-	0.75	1.44	Yellow 16
YSR38FX29FXLTCKITC	4.48	500 KCMIL H,I,K 550 KCMIL G,H,I 535 DLO	300 MM <sup>2</sup> Class 5	1.25	1.88	Pink L99	250 KCMIL B,C 4/0 AWG G,H,I,K,M DLO	120 MM <sup>2</sup> Class 5	0.86	1.44	Yellow 16

Separate Installation Tooling Chart follows.



www.burndy.com  
1-800-346-4175 (US)

## TYPE YSR-TC (Continued)

HYREDUCER™ In-Line Standard Barrel Reducer  
Splice Kits with Inspection Window

Kit Catalog Number	Overall Length (L)	Barrel 1					Barrel 2				
		Copper Wire Size		Dimensions		Color Code & Die Index #	Copper Wire Size		Dimensions		Color Code & Die Index #
		Conductor	MM <sup>2</sup>	Outside Diameter (OD)	Barrel Length (B)		Conductor	MM <sup>2</sup>	Outside Diameter (OD)	Barrel Length (B)	
YSR38FX28FXLTCKITC	4.60	500 KCMIL H,I,K 550 KCMIL G,H,I 535 DLO	300 MM <sup>2</sup> Class 5	1.25	1.88	Pink L99	4/0 AWG B,C,G,H,I,K,M DLO	120 MM <sup>2</sup> Class 5	0.77	1.40	Purple 15
YSR38FX28LTCKITC	4.62	500 KCMIL H,I,K 550 KCMIL G,H,I 535 DLO	300 MM <sup>2</sup> Class 5	1.25	1.88	Pink L99	4/0 AWG B,C	-	0.69	1.30	Purple 15
YSR38FX26FXLTCKITC	4.62	500 KCMIL H,I,K 550 KCMIL G,H,I 535 DLO	300 MM <sup>2</sup> Class 5	1.25	1.88	Pink L99	2/0 AWG B,C,G,H,I,K,M DLO	70 MM <sup>2</sup> Class 5	0.63	1.13	Black 13
YSR3434FXLTCKITC	3.51	500 KCMIL B,C	240 MM <sup>2</sup> Class 2	1.06	1.69	Brown 20	350 KCMIL G,H,I,K,M 373 DLO	240 MM <sup>2</sup> Class 5	1.06	1.69	Blue 19
YSR3431LTCKITC	3.66	500 KCMIL B,C	240 MM <sup>2</sup> Class 2	1.06	1.69	Brown 20	350 KCMIL B,C	185 MM <sup>2</sup> Class 2	0.88	1.49	Red 18
YSR3429FXLTCKITC	3.81	500 KCMIL B,C	240 MM <sup>2</sup> Class 2	1.06	1.69	Brown 20	250 KCMIL B,C 4/0 AWG G,H,I,K,M DLO	120 MM <sup>2</sup> Class 5	0.86	1.44	Yellow 16
YSR3428LTCKITC	3.95	500 KCMIL B,C	240 MM <sup>2</sup> Class 2	1.06	1.69	Brown 20	4/0 AWG B,C	-	0.69	1.30	Purple 15
YSR3426FXLTCKITC	4.01	500 KCMIL B,C	240 MM <sup>2</sup> Class 2	1.06	1.69	Brown 20	2/0 AWG B,C,G,H,I,K,M DLO	70 MM <sup>2</sup> Class 5	0.63	1.13	Black 13
YSR3425FXLTCKITC	4.01	500 KCMIL B,C	240 MM <sup>2</sup> Class 2	1.06	1.69	Brown 20	1/0 AWG B,C,G,H,I,K,M DLO	50 MM <sup>2</sup> Class 5	0.56	1.04	Pink 12
YSR34FX31LTCKITC	3.63	350 KCMIL G,H,I,K,M 373 DLO	240 MM <sup>2</sup> Class 5	1.06	1.69	Blue 19	350 KCMIL B,C	185 MM <sup>2</sup> Class 2	0.88	1.49	Red 18
YSR34FX29FXLTCKITC	3.81	350 KCMIL G,H,I,K,M 373 DLO	240 MM <sup>2</sup> Class 5	1.06	1.69	Blue 19	250 KCMIL B,C 4/0 AWG G,H,I,K,M DLO	120 MM <sup>2</sup> Class 5	0.86	1.44	Yellow 16
YSR34FX28FXLTCKITC	3.86	350 KCMIL G,H,I,K,M 373 DLO	240 MM <sup>2</sup> Class 5	1.06	1.69	Blue 19	4/0 AWG B,C,G,H,I,K,M DLO	120 MM <sup>2</sup> Class 5	0.77	1.43	Purple 15
YSR34FX28LTCKITC	3.95	350 KCMIL G,H,I,K,M 373 DLO	240 MM <sup>2</sup> Class 5	1.06	1.69	Blue 19	4/0 AWG B,C	-	0.69	1.3	Purple 15
YSR34FX26FXLTCKITC	3.94	350 KCMIL G,H,I,K,M 373 DLO	240 MM <sup>2</sup> Class 5	1.06	1.69	Blue 19	2/0 AWG B,C,G,H,I,K,M DLO	70 MM <sup>2</sup> Class 5	0.63	1.13	Black 13

Separate Installation Tooling Chart follows.

# Compression Connections

Copper — Code / Flex — Reducing Splice Kit  
Standard Barrel — with Inspection Window

## TYPE YSR-TC (Continued)

HYREDUCER™ In-Line Standard Barrel Reducer  
Splice Kits with Inspection Window

Kit Catalog Number	Overall Length (L)	Barrel 1					Barrel 2				
		Copper Wire Size		Dimensions		Color Code & Die Index #	Copper Wire Size		Dimensions		Color Code & Die Index #
		Conductor	MM <sup>2</sup>	Outside Diameter (OD)	Barrel Length (B)		Conductor	MM <sup>2</sup>	Outside Diameter (OD)	Barrel Length (B)	
YSR34FX25FXLTCKITC	4.01	350 KCMIL G,H,I,K,M 373 DLO	240 MM <sup>2</sup> Class 5	1.06	1.69	Blue 19	1/0 AWG B,C,G,H,I,K,M DLO	50 MM <sup>2</sup> Class 5	0.56	1.04	Pink 12
YSR34FX2CFXLTCKITC	4.02	350 KCMIL G,H,I,K,M 373 DLO	240 MM <sup>2</sup> Class 5	1.06	1.69	Blue 19	#2 AWG B,C,G,H,I,K,M DLO	35 MM <sup>2</sup> Class 5	0.46	0.82	Brown 10
YSR34FX4CFXLTCKITC	4.11	350 KCMIL G,H,I,K,M 373 DLO	240 MM <sup>2</sup> Class 5	1.06	1.69	Blue 19	#4 AWG B,C,G,H,I,K,M DLO	-	0.38	0.74	Gray 8
YSR34FX6CFXLTCKITC	4.26	350 KCMIL G,H,I,K,M 373 DLO	240 MM <sup>2</sup> Class 5	1.06	1.69	Blue 19	#6 AWG B,C,G,H,I,K,M DLO	16 MM <sup>2</sup> Class 5	0.31	0.73	Blue 7
YSR3129FXLTCKITC	3.13	350 KCMIL B,C	185 MM <sup>2</sup> Class 2	0.88	1.49	Red 18	250 KCMIL B,C 4/0 AWG G,H,I,K,M DLO	120 MM <sup>2</sup> Class 5	0.86	1.44	Yellow 16
YSR3128FXLTCKITC	3.25	350 KCMIL B,C	185 MM <sup>2</sup> Class 2	0.88	1.25	Red 18	4/0 AWG B,C,G,H,I,K,M DLO	120 MM <sup>2</sup> Class 5	0.77	1.40	Purple 15
YSR3128LTCKITC	3.27	350 KCMIL B,C	185 MM <sup>2</sup> Class 2	0.88	1.49	Red 18	4/0 AWG B,C	-	0.69	1.30	Purple 15
YSR3126FXLTCKITC	3.24	350 KCMIL B,C	185 MM <sup>2</sup> Class 2	0.88	1.49	Red 18	2/0 AWG B,C,G,H,I,K,M DLO	70 MM <sup>2</sup> Class 5	0.63	1.16	Black 13
YSR3125FXLTCKITC	3.33	350 KCMIL B,C	185 MM <sup>2</sup> Class 2	0.88	1.49	Red 18	1/0 AWG B,C,G,H,I,K,M DLO	50 MM <sup>2</sup> Class 5	0.56	1.04	Pink 12
YSR312CFXLTCKITC	3.37	350 KCMIL B,C	185 MM <sup>2</sup> Class 2	0.88	1.49	Red 18	#2 AWG B,C,G,H,I,K,M DLO	35 MM <sup>2</sup> Class 5	0.46	0.82	Brown 10
YSR314CFXLTCKITC	3.43	350 KCMIL B,C	185 MM <sup>2</sup> Class 2	0.88	1.49	Red 18	#4 AWG B,C,G,H,I,K,M DLO	-	0.38	0.74	Gray 8
YSR316CFXLTCKITC	3.58	350 KCMIL B,C	185 MM <sup>2</sup> Class 2	0.88	1.49	Red 18	#6 AWG B,C,G,H,I,K,M DLO	16 MM <sup>2</sup> Class 5	0.31	0.73	Blue 7
YSR32FX29FXLTCKITC	3.50	300 KCMIL G,H,I,K,M DLO	185 MM <sup>2</sup> Class 5	0.95	1.57	Red 18	250 KCMIL B,C 4/0 AWG G,H,I,K,M DLO	120 MM <sup>2</sup> Class 5	0.86	1.44	Yellow 16
YSR32FX28FXLTCKITC	3.46	300 KCMIL G,H,I,K,M DLO	185 MM <sup>2</sup> Class 5	0.95	1.57	Red 18	4/0 AWG B,C,G,H,I,K,M DLO	120 MM <sup>2</sup> Class 5	0.77	1.43	Purple 15
YSR29FX28LTCKITC	3.00	250 KCMIL B,C 4/0 AWG G,H,I,K,M DLO	120 MM <sup>2</sup> Class 5	0.86	1.44	Yellow 16	4/0 AWG B,C	-	0.69	1.30	Purple 15

Separate Installation Tooling Chart follows.

## TYPE YSR-TC (Continued)

HYREDUCER™ In-Line Standard Barrel Reducer  
Splice Kits with Inspection Window

Kit Catalog Number	Overall Length (L)	Barrel 1					Barrel 2				
		Copper Wire Size		Dimensions		Color Code & Die Index #	Copper Wire Size		Dimensions		Color Code & Die Index #
		Conductor	MM <sup>2</sup>	Outside Diameter (OD)	Barrel Length (B)		Conductor	MM <sup>2</sup>	Outside Diameter (OD)	Barrel Length (B)	
YSR29FX25FXLTCKITC	3.10	250 KCMIL B,C 4/0 AWG G,H,I,K,M DLO	120 MM <sup>2</sup> Class 5	0.86	1.44	Yellow 16	1/0 AWG B,C,G,H,I,K,M DLO	50 MM <sup>2</sup> Class 5	0.56	1.04	Pink 12
YSR29FX2CFXLTCKITC	3.13	250 KCMIL B,C 4/0 AWG G,H,I,K,M DLO	120 MM <sup>2</sup> Class 5	0.86	1.44	Yellow 16	#2 AWG B,C,G,H,I,K,M DLO	35 MM <sup>2</sup> Class 5	0.46	0.82	Brown 10
YSR2825FXLTCKITC	2.66	4/0 AWG B,C	-	0.69	1.30	Purple 15	1/0 AWG B,C,G,H,I,K,M DLO	50 MM <sup>2</sup> Class 5	0.56	1.04	Pink 12
YSR282CFXLTCKITC	2.70	4/0 AWG B,C	-	0.69	1.30	Purple 15	#2 AWG B,C,G,H,I,K,M DLO	35 MM <sup>2</sup> Class 5	0.46	0.82	Brown 10
YSR284CFXLTCKITC	2.69	4/0 AWG B,C	-	0.69	1.30	Purple 15	#4 AWG B,C,G,H,I,K,M DLO	-	0.38	0.74	Gray 8
YSR286CFXLTCKITC	2.99	4/0 AWG B,C	-	0.69	1.30	Purple 15	#6 AWG B,C,G,H,I,K,M DLO	16 MM <sup>2</sup> Class 5	0.31	0.73	Blue 7
YSR28FX28LTCKITC	3.00	4/0 AWG B,C,G,H,I,K,M DLO	120 MM <sup>2</sup> Class 5	0.77	1.43	Purple 15	4/0 AWG B,C	-	0.69	1.27	Purple 15
YSR28FX26FXLTCKITC	2.94	4/0 AWG B,C,G,H,I,K,M DLO	120 MM <sup>2</sup> Class 5	0.77	1.43	Purple 15	2/0 AWG B,C,G,H,I,K,M DLO	70 MM <sup>2</sup> Class 5	0.63	1.13	Black 13
YSR28FX25FXLTCKITC	3.07	4/0 AWG B,C,G,H,I,K,M DLO	120 MM <sup>2</sup> Class 5	0.77	1.43	Purple 15	1/0 AWG B,C,G,H,I,K,M DLO	50 MM <sup>2</sup> Class 5	0.56	1.02	Pink 12
YSR28FX2CFXLTCKITC	3.11	4/0 AWG B,C,G,H,I,K,M DLO	120 MM <sup>2</sup> Class 5	0.77	1.43	Purple 15	#2 AWG B,C,G,H,I,K,M DLO	35 MM <sup>2</sup> Class 5	0.46	0.79	Brown 10
YSR28FX4CFXLTCKITC	3.10	4/0 AWG B,C,G,H,I,K,M DLO	120 MM <sup>2</sup> Class 5	0.77	1.43	Purple 15	#4 AWG B,C,G,H,I,K,M DLO	-	0.38	0.74	Gray 8
YSR26FX25FXLTCKITC	2.36	2/0 AWG B,C,G,H,I,K,M DLO	70 MM <sup>2</sup> Class 5	0.63	1.16	Black 13	1/0 AWG B,C,G,H,I,K,M DLO	50 MM <sup>2</sup> Class 5	0.56	1.04	Pink 12
YSR26FX2CFXLTCKITC	2.41	2/0 AWG B,C,G,H,I,K,M DLO	70 MM <sup>2</sup> Class 5	0.63	1.16	Black 13	#2 AWG B,C,G,H,I,K,M DLO	35 MM <sup>2</sup> Class 5	0.46	0.82	Brown 10
YSR26FX4CFXLTCKITC	2.47	2/0 AWG B,C,G,H,I,K,M DLO	70 MM <sup>2</sup> Class 5	0.63	1.16	Black 13	#4 AWG B,C,G,H,I,K,M DLO	-	0.38	0.74	Gray 8
YSR26FX6CFXLTCKITC	2.71	2/0 AWG B,C,G,H,I,K,M DLO	70 MM <sup>2</sup> Class 5	0.63	1.16	Black 13	#6 AWG B,C,G,H,I,K,M DLO	16 MM <sup>2</sup> Class 5	0.31	0.73	Blue 7

Separate Installation Tooling Chart follows.

# Compression Connections

Copper — Code / Flex — Reducing Splice Kit  
Standard Barrel — with Inspection Window

## TYPE YSR-TC (Continued)

HYREDUCER™ In-Line Standard Barrel Reducer  
Splice Kits with Inspection Window

Kit Catalog Number	Overall Length (L)	Barrel 1					Barrel 2				
		Copper Wire Size		Dimensions		Color Code & Die Index #	Copper Wire Size		Dimensions		Color Code & Die Index #
		Conductor	MM <sup>2</sup>	Outside Diameter (OD)	Barrel Length (B)		Conductor	MM <sup>2</sup>	Outside Diameter (OD)	Barrel Length (B)	
YSR25FX2CFXLTKITC	2.12	1/0 AWG B,C,G,H,I,K,M DLO	50 MM <sup>2</sup> Class 5	0.56	1.04	Pink 12	#2 AWG B,C,G,H,I,K,M DLO	35 MM <sup>2</sup> Class 5	0.46	0.82	Brown 10
YSR25FX4CFXLTKITC	2.18	1/0 AWG B,C,G,H,I,K,M DLO	50 MM <sup>2</sup> Class 5	0.56	1.04	Pink 12	#4 AWG B,C,G,H,I,K,M DLO	-	0.38	0.74	Gray 8
YSR25FX6CFXLTKITC	2.42	1/0 AWG B,C,G,H,I,K,M DLO	50 MM <sup>2</sup> Class 5	0.56	1.04	Pink 12	#6 AWG B,C,G,H,I,K,M DLO	16 MM <sup>2</sup> Class 5	0.31	0.63	Blue 7
YSR25FX8CFXLTKITC	2.31	1/0 AWG B,C,G,H,I,K,M DLO	50 MM <sup>2</sup> Class 5	0.56	1.04	Pink 12	#8 AWG B,C,G,H,I,K,M DLO #8 SOL #6 SOL	10 MM <sup>2</sup> Class 5	0.27	0.73	Red 49
YSR2CFX4CFXLTKITC	1.79	#2 AWG B,C,G,H,I,K,M DLO	35 MM <sup>2</sup> Class 5	0.46	0.82	Brown 10	#4 AWG B,C,G,H,I,K,M DLO	-	0.38	0.74	Gray 8
YSR2CFX6CFXLTKITC	1.96	#2 AWG B,C,G,H,I,K,M DLO	35 MM <sup>2</sup> Class 5	0.46	0.82	Brown 10	#6 AWG B,C,G,H,I,K,M DLO	16 MM <sup>2</sup> Class 5	0.31	0.73	Blue 7
YSR2CFX8CFXLTKITC	1.79	#2 AWG B,C,G,H,I,K,M DLO	35 MM <sup>2</sup> Class 5	0.46	0.82	Brown 10	#8 AWG B,C,G,H,I,K,M DLO #8 SOL #6 SOL	10 MM <sup>2</sup> Class 5	0.27	0.60	Red 49
YSR4CFX6CFXLTKITC	1.67	#4 AWG B,C,G,H,I,K,M DLO	-	0.38	0.74	Gray 8	#6 AWG B,C,G,H,I,K,M DLO	16 MM <sup>2</sup> Class 5	0.31	0.73	Blue 7
YSR4CFX8CFXLTKITC	1.50	#4 AWG B,C,G,H,I,K,M DLO	-	0.38	0.74	Gray 8	#8 AWG B,C,G,H,I,K,M DLO #8 SOL #6 SOL	10 MM <sup>2</sup> Class 5	0.27	0.60	Red 49
YSR4CFX10CLTKITC	1.66	#4 AWG B,C,G,H,I,K,M DLO	-	0.38	0.74	Gray 8	#14 - #10 AWG I,K,M DLO	6 MM <sup>2</sup> Class 2 2.5 MM <sup>2</sup> Class 5	0.21	0.66	-
YSR6CFX8CFXLTKITC	1.37	#6 AWG B,C,G,H,I,K,M DLO	16 MM <sup>2</sup> Class 5	0.31	0.73	Blue 7	#8 AWG B,C,G,H,I,K,M DLO #8 SOL #6 SOL	10 MM <sup>2</sup> Class 5	0.27	0.60	Red 49
YSR6CFX10CLTKITC	1.53	#6 AWG B,C,G,H,I,K,M DLO	16 MM <sup>2</sup> Class 5	0.31	0.73	Blue 7	#14 - #10 AWG I,K,M DLO	6 MM <sup>2</sup> Class 2 2.5 MM <sup>2</sup> Class 5	0.21	0.66	-
YSR6CFX14CLTKITC	1.53	#6 AWG B,C,G,H,I,K,M DLO	16 MM <sup>2</sup> Class 5	0.31	0.73	Blue 7	#14 - #10 AWG I,K,M DLO	6 MM <sup>2</sup> Class 2 2.5 MM <sup>2</sup> Class 5	0.21	0.66	-

Separate Installation Tooling Chart follows.

## TYPE YSR-TC (Continued)

HYREDUCER™ In-Line Standard Barrel Reducer  
Splice Kits with Inspection Window

Kit Catalog Number	Overall Length (L)	Barrel 1					Barrel 2				
		Copper Wire Size		Dimensions		Color Code & Die Index #	Copper Wire Size		Dimensions		Color Code & Die Index #
		Conductor	MM²	Outside Diameter (OD)	Barrel Length (B)		Conductor	MM²	Outside Diameter (OD)	Barrel Length (B)	
YSR8CFX10CLTCKITC	1.41	#8 AWG B,C,G,H,I,K,M DLO #8 SOL #6 SOL	10 MM² Class 5	0.27	0.57	Red 49	#14 - #10 AWG I,K,M DLO	6 MM² Class 2 2.5 MM² Class 5	0.00	0.66	-
YSR8CFX14CLTCKITC	1.41	#8 AWG B,C,G,H,I,K,M DLO #8 SOL #6 SOL	10 MM² Class 5	0.27	0.57	Red 49	#14 - #10 AWG I,K,M DLO	6 MM² Class 2 2.5 MM² Class 5	0.21	0.66	-
YSR10CFX12CLTCKITC	1.45	#14 - #10 AWG I,K,M DLO	6 MM² Class 2 2.5 MM² Class 5	0.21	0.66	-	#14 - #10 AWG I,K,M DLO #12 AWG SOL #10 AWG SOL	6 MM² Class 2 2.5 MM² Class 5	0.21	0.66	-
YSR10CFX14CLTCKITC	1.45	#14 - #10 AWG I,K,M DLO	6 MM² Class 2 2.5 MM² Class 5	0.21	0.66	-	#14 - #10 AWG I,K,M DLO	6 MM² Class 2 2.5 MM² Class 5	0.21	0.66	-

Separate Installation Tooling Chart follows.



# Compression Connections

Copper — Code / Flex — Reducing Splice Kit  
Standard Barrel — with Inspection Window

## TYPE YSR-TC (Continued)

### HYDRAULIC INSTALLATION TOOLING CHART

Standard Barrel with Inspection Window

Kit Catalog Number	Barrel	Strip Length	Color Code & Die Index #	Hydraulic Tools Dies Required (# of Crimps)					Hydraulic Dieless Tools Number of Crimps	
				PATMD / 600 / 500 Series	750 / 35 Series	45 Series Use PT6515 with U Dies	46 Series Use PUADP1 with U Dies	60 Series	81K / 81K2 / 4PC Series	644 / 444S Series
YSR44FX39LTCKITC	1	1.96	Yellow L115	-	U44XRT (2)	U44XRT (2)	U44XRT (2) P44XRT (2)	L44RT (2)	2 OVERLAPPING CRIMPS	1 CRIMP
	2	1.67	Black 24	-	U39RT (2)	U39RT (2)	U39RT (2) P39RT (2)	L39RT (1)	3 OVERLAPPING CRIMPS	1 CRIMP
YSR44FX38FXLTCKITC	1	1.96	Yellow L115	-	U44XRT (2)	U44XRT (2)	U44XRT (2) P44XRT (2)	L44RT (2)	2 OVERLAPPING CRIMPS	1 CRIMP
	2	1.77	Pink L99	-	U38XRT (2)	U38XRT (2)	U38XRT (2)	L38RT (1)	1 CRIMP	1 CRIMP
YSR44FX34LTCKITC	1	1.96	Yellow L115	-	U44XRT (2)	U44XRT (2)	U44XRT (2) P44XRT (2)	L44RT (2)	2 OVERLAPPING CRIMPS	1 CRIMP
	2	1.60	Brown 20	W34RT (2) W34VT (2)	U34RT (2)	U34RT (2)	U34RT (2)	L34RT (1)	2 OVERLAPPING CRIMPS	1 CRIMP
YSR44FX34FXLTCKITC	1	1.96	Yellow L115	-	U44XRT (2)	U44XRT (2)	U44XRT (2) P44XRT (2)	L44RT (2)	2 OVERLAPPING CRIMPS	1 CRIMP
	2	1.60	Blue 19	W32RT (2) W32VT (2)	U32RT (2)	U32RT (2)	U32RT (2)	L34RT (1)	1 CRIMP	1 CRIMP
YSR44FX31LTCKITC	1	1.96	Yellow L115	-	U44XRT (2)	U44XRT (2)	U44XRT (2) P44XRT (2)	L44RT (2)	2 OVERLAPPING CRIMPS	1 CRIMP
	2	1.41	Red 18	W31RT (2) W31VT (2)	U31RT (2)	U31RT (2)	U31RT (2)	L31RT (1)	2 OVERLAPPING CRIMPS	1 CRIMP
YSR44FX30LTCKITC	1	1.96	Yellow L115	-	U44XRT (2)	U44XRT (2)	U44XRT (2) P44XRT (2)	L44RT (2)	2 OVERLAPPING CRIMPS	1 CRIMP
	2	1.24	White 17	W30RT (2) W30VT (2)	U30RT (2)	U30RT (2)	U30RT (2)	L30RT (1)	2 OVERLAPPING CRIMPS	1 CRIMP
YSR44FX29LTCKITC	1	1.96	Yellow L115	-	U44XRT (2)	U44XRT (2)	U44XRT (2) P44XRT (2)	L44RT (2)	2 OVERLAPPING CRIMPS	1 CRIMP
	2	1.38	Yellow 16	X29RT (4) W29RT (2) W29VT (2)	U29RT (1)	U29RT (1)	U29RT (1)	L29RT (1)	2 OVERLAPPING CRIMPS	1 CRIMP
YSR44FX29FXLTCKITC	1	1.96	Yellow L115	-	U44XRT (2)	U44XRT (2)	U44XRT (2) P44XRT (2)	L44RT (2)	2 OVERLAPPING CRIMPS	1 CRIMP
	2	1.38	Yellow 16	X29RT (4) W29RT (2) W29VT (2)	U29RT (1)	U29RT (1)	U29RT (1)	L29RT (1)	1 CRIMP	1 CRIMP
YSR44FX28LTCKITC	1	1.96	Yellow L115	-	U44XRT (2)	U44XRT (2)	U44XRT (2) P44XRT (2)	L44RT (2)	2 OVERLAPPING CRIMPS	1 CRIMP
	2	1.24	Purple 15	X28RT (3) W28RT (2) W28VT (2)	U28RT (1)	U28RT (1)	U28RT (1)	L28RT (1)	2 OVERLAPPING CRIMPS	1 CRIMP
YSR44FX28FXLTCKITC	1	1.96	Yellow L115	-	U44XRT (2)	U44XRT (2)	U44XRT (2) P44XRT (2)	L44RT (2)	2 OVERLAPPING CRIMPS	1 CRIMP
	2	1.36	Purple 15	X28RT (3) W28RT (2) W28VT (2)	U28RT (1)	U28RT (1)	U28RT (1)	L28RT (1)	1 CRIMP	1 CRIMP

## TYPE YSR-TC (Continued)

### HYDRAULIC INSTALLATION TOOLING CHART

Standard Barrel with Inspection Window

Kit Catalog Number	Barrel	Strip Length	Color Code & Die Index #	Hydraulic Tools Dies Required (# of Crimps)					Hydraulic Dieless Tools Number of Crimps	
				PATMD / 600 / 500 Series	750 / 35 Series	45 Series Use PT6515 with U Dies	46 Series Use PUADP1 with U Dies	60 Series	81K / 81K2 / 4PC Series	644 / 444S Series
YSR3939LTCKITC	1	1.67	Black 24	-	U39RT (2)	U39RT (2)	U39RT (2) P39RT (2)	L39RT (1)	3 OVERLAPPING CRIMPS	1 CRIMP
	2	1.67	Black 24	-	U39RT (2)	U39RT (2)	U39RT (2) P39RT (2)	L39RT (1)	3 OVERLAPPING CRIMPS	1 CRIMP
YSR3938FXLTCKITC	1	1.67	Black 24	-	U39RT (2)	U39RT (2)	U39RT (2) P39RT (2)	L39RT (1)	3 OVERLAPPING CRIMPS	1 CRIMP
	2	1.77	Pink L99	-	U38XRT (2)	U38XRT (2)	U38XRT (2)	L38RT (1)	1 CRIMP	1 CRIMP
YSR3934LTCKITC	1	1.67	Black 24	-	U39RT (2)	U39RT (2)	U39RT (2) P39RT (2)	L39RT (1)	3 OVERLAPPING CRIMPS	1 CRIMP
	2	1.60	Brown 20	W34RT (2) W34VT (2)	U34RT (2)	U34RT (2)	U34RT (2)	L34RT (1)	2 OVERLAPPING CRIMPS	1 CRIMP
YSR3934FXLTCKITC	1	1.67	Black 24	-	U39RT (2)	U39RT (2)	U39RT (2) P39RT (2)	L39RT (1)	3 OVERLAPPING CRIMPS	1 CRIMP
	2	1.60	Blue 19	W32RT (2) W32VT (2)	U32RT (2)	U32RT (2)	U32RT (2)	L34RT (1)	1 CRIMP	1 CRIMP
YSR3931LTCKITC	1	1.67	Black 24	-	U39RT (2)	U39RT (2)	U39RT (2) P39RT (2)	L39RT (1)	3 OVERLAPPING CRIMPS	1 CRIMP
	2	1.41	Red 18	W31RT (2) W31VT (2)	U31RT (2)	U31RT (2)	U31RT (2)	L31RT (1)	2 OVERLAPPING CRIMPS	1 CRIMP
YSR3930LTCKITC	1	1.67	Black 24	-	U39RT (2)	U39RT (2)	U39RT (2) P39RT (2)	L39RT (1)	3 OVERLAPPING CRIMPS	1 CRIMP
	2	1.24	White 17	W30RT (2) W30VT (2)	U30RT (2)	U30RT (2)	U30RT (2)	L30RT (1)	2 OVERLAPPING CRIMPS	1 CRIMP
YSR3929LTCKITC	1	1.67	Black 24	-	U39RT (2)	U39RT (2)	U39RT (2) P39RT (2)	L39RT (1)	3 OVERLAPPING CRIMPS	1 CRIMP
	2	1.38	Yellow 16	X29RT (4) W29RT (2) W29VT (2)	U29RT (1)	U29RT (1)	U29RT (1)	L29RT (1)	2 OVERLAPPING CRIMPS	1 CRIMP
YSR3929FXLTCKITC	1	1.67	Black 24	-	U39RT (2)	U39RT (2)	U39RT (2) P39RT (2)	L39RT (1)	3 OVERLAPPING CRIMPS	1 CRIMP
	2	1.38	Yellow 16	X29RT (4) W29RT (2) W29VT (2)	U29RT (1)	U29RT (1)	U29RT (1)	L29RT (1)	1 CRIMP	1 CRIMP
YSR3928LTCKITC	1	1.67	Black 24	-	U39RT (2)	U39RT (2)	U39RT (2) P39RT (2)	L39RT (1)	3 OVERLAPPING CRIMPS	1 CRIMP
	2	1.24	Purple 15	X28RT (3) W28RT (2) W28VT (2)	U28RT (1)	U28RT (1)	U28RT (1)	L28RT (1)	2 OVERLAPPING CRIMPS	1 CRIMP
YSR3928FXLTCKITC	1	1.67	Black 24	-	U39RT (2)	U39RT (2)	U39RT (2) P39RT (2)	L39RT (1)	3 OVERLAPPING CRIMPS	1 CRIMP
	2	1.36	Purple 15	X28RT (3) W28RT (2) W28VT (2)	U28RT (1)	U28RT (1)	U28RT (1)	L28RT (1)	1 CRIMP	1 CRIMP

# Compression Connections

Copper — Code / Flex — Reducing Splice Kit  
Standard Barrel — with Inspection Window

## TYPE YSR-TC (Continued)

### HYDRAULIC INSTALLATION TOOLING CHART

Standard Barrel with Inspection Window

Kit Catalog Number	Barrel	Strip Length	Color Code & Die Index #	Hydraulic Tools Dies Required (# of Crimps)					Hydraulic Dieless Tools Number of Crimps	
				PATMD / 600 / 500 Series	750 / 35 Series	45 Series Use PT6515 with U Dies	46 Series Use PUADP1 with U Dies	60 Series	81K / 81K2 / 4PC Series	644 / 444S Series
YSR38FX34LTCKITC	1	1.77	Pink L99	-	U38XRT (2)	U38XRT (2)	U38XRT (2)	L38RT (1)	1 CRIMP	1 CRIMP
	2	1.60	Brown 20	W34RT (2) W34VT (2)	U34RT (2)	U34RT (2)	U34RT (2)	L34RT (1)	2 OVERLAPPING CRIMPS	1 CRIMP
YSR38FX34FXLTCKITC	1	1.77	Pink L99	-	U38XRT (2)	U38XRT (2)	U38XRT (2)	L38RT (1)	1 CRIMP	1 CRIMP
	2	1.60	Blue 19	W32RT (2) W32VT (2)	U32RT (2)	U32RT (2)	U32RT (2)	L34RT (1)	1 CRIMP	1 CRIMP
YSR38FX31LTCKITC	1	1.77	Pink L99	-	U38XRT (2)	U38XRT (2)	U38XRT (2)	L38RT (1)	1 CRIMP	1 CRIMP
	2	1.41	Red 18	W31RT (2) W31VT (2)	U31RT (2)	U31RT (2)	U31RT (2)	L31RT (1)	2 OVERLAPPING CRIMPS	1 CRIMP
YSR38FX30LTCKITC	1	1.77	Pink L99	-	U38XRT (2)	U38XRT (2)	U38XRT (2)	L38RT (1)	1 CRIMP	1 CRIMP
	2	1.24	White 17	W30RT (2) W30VT (2)	U30RT (2)	U30RT (2)	U30RT (2)	L30RT (1)	2 OVERLAPPING CRIMPS	1 CRIMP
YSR38FX29LTCKITC	1	1.77	Pink L99	-	U38XRT (2)	U38XRT (2)	U38XRT (2)	L38RT (1)	1 CRIMP	1 CRIMP
	2	1.38	Yellow 16	X29RT (4) W29RT (2) W29VT (2)	U29RT (1)	U29RT (1)	U29RT (1)	L29RT (1)	2 OVERLAPPING CRIMPS	1 CRIMP
YSR38FX29FXLTCKITC	1	1.77	Pink L99	-	U38XRT (2)	U38XRT (2)	U38XRT (2)	L38RT (1)	1 CRIMP	1 CRIMP
	2	1.38	Yellow 16	X29RT (4) W29RT (2) W29VT (2)	U29RT (1)	U29RT (1)	U29RT (1)	L29RT (1)	1 CRIMP	1 CRIMP
YSR38FX28FXLTCKITC	1	1.77	Pink L99	-	U38XRT (2)	U38XRT (2)	U38XRT (2)	L38RT (1)	1 CRIMP	1 CRIMP
	2	1.36	Purple 15	X28RT (3) W28RT (2) W28VT (2)	U28RT (1)	U28RT (1)	U28RT (1)	L28RT (1)	1 CRIMP	1 CRIMP
YSR38FX28LTCKITC	1	1.77	Pink L99	-	U38XRT (2)	U38XRT (2)	U38XRT (2)	L38RT (1)	1 CRIMP	1 CRIMP
	2	1.24	Purple 15	X28RT (3) W28RT (2) W28VT (2)	U28RT (1)	U28RT (1)	U28RT (1)	L28RT (1)	2 OVERLAPPING CRIMPS	1 CRIMP
YSR38FX26FXLTCKITC	1	1.77	Pink L99	-	U38XRT (2)	U38XRT (2)	U38XRT (2)	L38RT (1)	1 CRIMP	1 CRIMP
	2	1.09	Black 13	X26RT (2) W26RT (2) W26VT (2)	U26RT (1)	U26RT (1)	U26RT (1)	-	1 CRIMP	1 CRIMP
YSR3434FXLTCKITC	1	1.60	Brown 20	W34RT (2) W34VT (2)	U34RT (2)	U34RT (2)	U34RT (2)	L34RT (1)	2 OVERLAPPING CRIMPS	1 CRIMP
	2	1.60	Blue 19	W32RT (2) W32VT (2)	U32RT (2)	U32RT (2)	U32RT (2)	L34RT (1)	1 CRIMP	1 CRIMP
YSR3431LTCKITC	1	1.60	Brown 20	W34RT (2) W34VT (2)	U34RT (2)	U34RT (2)	U34RT (2)	L34RT (1)	2 OVERLAPPING CRIMPS	1 CRIMP
	2	1.41	Red 18	W31RT (2) W31VT (2)	U31RT (2)	U31RT (2)	U31RT (2)	L31RT (1)	2 OVERLAPPING CRIMPS	1 CRIMP
YSR3429FXLTCKITC	1	1.60	Brown 20	W34RT (2) W34VT (2)	U34RT (2)	U34RT (2)	U34RT (2)	L34RT (1)	2 OVERLAPPING CRIMPS	1 CRIMP
	2	1.38	Yellow 16	X29RT (4) W29RT (2) W29VT (2)	U29RT (1)	U29RT (1)	U29RT (1)	L29RT (1)	1 CRIMP	1 CRIMP

## TYPE YSR-TC (Continued)

### HYDRAULIC INSTALLATION TOOLING CHART

Standard Barrel with Inspection Window

Kit Catalog Number	Barrel	Strip Length	Color Code & Die Index #	Hydraulic Tools Dies Required (# of Crimps)					Hydraulic Dieless Tools Number of Crimps	
				PATMD / 600 / 500 Series	750 / 35 Series	45 Series Use PT6515 with U Dies	46 Series Use PUADP1 with U Dies	60 Series	81K / 81K2 / 4PC Series	644 / 444S Series
YSR3428LTCKITC	1	1.60	Brown 20	W34RT (2) W34VT (2)	U34RT (2)	U34RT (2)	U34RT (2)	L34RT (1)	2 OVERLAPPING CRIMPS	1 CRIMP
	2	1.24	Purple 15	X28RT (3) W28RT (2) W28VT (2)	U28RT (1)	U28RT (1)	U28RT (1)	L28RT (1)	2 OVERLAPPING CRIMPS	1 CRIMP
YSR3426FXLTCKITC	1	1.60	Brown 20	W34RT (2) W34VT (2)	U34RT (2)	U34RT (2)	U34RT (2)	L34RT (1)	2 OVERLAPPING CRIMPS	1 CRIMP
	2	1.09	Black 13	X26RT (2) W26RT (2) W26VT (2)	U26RT (1)	U26RT (1)	U26RT (1)	-	1 CRIMP	1 CRIMP
YSR3425FXLTCKITC	1	1.60	Brown 20	W34RT (2) W34VT (2)	U34RT (2)	U34RT (2)	U34RT (2)	L34RT (1)	2 OVERLAPPING CRIMPS	1 CRIMP
	2	1.00	Pink 12	X25RT (2) W25RT (2) W25VT (2)	U25RT (1)	U25RT (1)	U25RT (1)	-	1 CRIMP	1 CRIMP
YSR34FX31LTCKITC	1	1.60	Blue 19	W32RT (2) W32VT (2)	U32RT (2)	U32RT (2)	U32RT (2)	L34RT (1)	1 CRIMP	1 CRIMP
	2	1.41	Red 18	W31RT (2) W31VT (2)	U31RT (2)	U31RT (2)	U31RT (2)	L31RT (1)	2 OVERLAPPING CRIMPS	1 CRIMP
YSR34FX29FXLTCKITC	1	1.60	Blue 19	W32RT (2) W32VT (2)	U32RT (2)	U32RT (2)	U32RT (2)	L34RT (1)	1 CRIMP	1 CRIMP
	2	1.38	Yellow 16	X29RT (4) W29RT (2) W29VT (2)	U29RT (1)	U29RT (1)	U29RT (1)	L29RT (1)	1 CRIMP	1 CRIMP
YSR34FX28FXLTCKITC	1	1.60	Blue 19	W32RT (2) W32VT (2)	U32RT (2)	U32RT (2)	U32RT (2)	L34RT (1)	1 CRIMP	1 CRIMP
	2	1.36	Purple 15	X28RT (3) W28RT (2) W28VT (2)	U28RT (1)	U28RT (1)	U28RT (1)	L28RT (1)	1 CRIMP	1 CRIMP
YSR34FX28LTCKITC	1	1.60	Blue 19	W32RT (2) W32VT (2)	U32RT (2)	U32RT (2)	U32RT (2)	L34RT (1)	1 CRIMP	1 CRIMP
	2	1.24	Purple 15	X28RT (3) W28RT (2) W28VT (2)	U28RT (1)	U28RT (1)	U28RT (1)	L28RT (1)	2 OVERLAPPING CRIMPS	1 CRIMP
YSR34FX26FXLTCKITC	1	1.60	Blue 19	W32RT (2) W32VT (2)	U32RT (2)	U32RT (2)	U32RT (2)	L34RT (1)	1 CRIMP	1 CRIMP
	2	1.09	Black 13	X26RT (2) W26RT (2) W26VT (2)	U26RT (1)	U26RT (1)	U26RT (1)	-	1 CRIMP	1 CRIMP
YSR34FX25FXLTCKITC	1	1.60	Blue 19	W32RT (2) W32VT (2)	U32RT (2)	U32RT (2)	U32RT (2)	L34RT (1)	1 CRIMP	1 CRIMP
	2	1.00	Pink 12	X25RT (2) W25RT (2) W25VT (2)	U25RT (1)	U25RT (1)	U25RT (1)	-	1 CRIMP	1 CRIMP

# Compression Connections

Copper — Code / Flex — Reducing Splice Kit  
Standard Barrel — with Inspection Window

## TYPE YSR-TC (Continued)

### HYDRAULIC INSTALLATION TOOLING CHART

Standard Barrel with Inspection Window

Kit Catalog Number	Barrel	Strip Length	Color Code & Die Index #	Hydraulic Tools Dies Required (# of Crimps)					Hydraulic Dieless Tools Number of Crimps	
				PATMD / 600 / 500 Series	750 / 35 Series	45 Series Use PT6515 with U Dies	46 Series Use PUADP1 with U Dies	60 Series	81K / 81K2 / 4PC Series	644 / 444S Series
YSR34FX2CFXLTKITC	1	1.60	Blue 19	W32RT (2) W32VT (2)	U32RT (2)	U32RT (2)	U32RT (2)	L34RT (1)	1 CRIMP	1 CRIMP
	2	0.78	Brown 10	X2CRT (1) W2CRT (1) W2CVT (1)	U2CRT (1)	U2CRT (1)	U2CRT (1)	-	1 CRIMP	1 CRIMP
YSR34FX4CFXLTKITC	1	1.60	Blue 19	W32RT (2) W32VT (2)	U32RT (2)	U32RT (2)	U32RT (2)	L34RT (1)	1 CRIMP	1 CRIMP
	2	0.71	Gray 8	X4CRT (1) W4CRT (1) W4CVT (1)	U4CRT (1)	U4CRT (1)	U4CRT (1)	-	1 CRIMP	-
YSR34FX6CFXLTKITC	1	1.60	Blue 19	W32RT (2) W32VT (2)	U32RT (2)	U32RT (2)	U32RT (2)	L34RT (1)	1 CRIMP	1 CRIMP
	2	0.70	Blue 7	X5CRT (1) W5CRT (1) W5CVT (1)	U5CRT (1)	U5CRT (1)	U5CRT (1)	-	1 CRIMP	-
YSR3129FXLTCKITC	1	1.41	Red 18	W31RT (2) W31VT (2)	U31RT (2)	U31RT (2)	U31RT (2)	L31RT (1)	2 OVERLAPPING CRIMPS	1 CRIMP
	2	1.38	Yellow 16	X29RT (4) W29RT (2) W29VT (2)	U29RT (1)	U29RT (1)	U29RT (1)	L29RT (1)	1 CRIMP	1 CRIMP
YSR3128FXLTCKITC	1	1.41	Red 18	W31RT (2) W31VT (2)	U31RT (2)	U31RT (2)	U31RT (2)	L31RT (1)	2 OVERLAPPING CRIMPS	1 CRIMP
	2	1.36	Purple 15	X28RT (3) W28RT (2) W28VT (2)	U28RT (1)	U28RT (1)	U28RT (1)	L28RT (1)	1 CRIMP	1 CRIMP
YSR3128LTCKITC	1	1.41	Red 18	W31RT (2) W31VT (2)	U31RT (2)	U31RT (2)	U31RT (2)	L31RT (1)	2 OVERLAPPING CRIMPS	1 CRIMP
	2	1.24	Purple 15	X28RT (3) W28RT (2) W28VT (2)	U28RT (1)	U28RT (1)	U28RT (1)	L28RT (1)	2 OVERLAPPING CRIMPS	1 CRIMP
YSR3126FXLTCKITC	1	1.41	Red 18	W31RT (2) W31VT (2)	U31RT (2)	U31RT (2)	U31RT (2)	L31RT (1)	2 OVERLAPPING CRIMPS	1 CRIMP
	2	1.10	Black 13	X26RT (2) W26RT (2) W26VT (2)	U26RT (1)	U26RT (1)	U26RT (1)	-	1 CRIMP	1 CRIMP
YSR3125FXLTCKITC	1	1.41	Red 18	W31RT (2) W31VT (2)	U31RT (2)	U31RT (2)	U31RT (2)	L31RT (1)	2 OVERLAPPING CRIMPS	1 CRIMP
	2	1.00	Pink 12	X25RT (2) W25RT (2) W25VT (2)	U25RT (1)	U25RT (1)	U25RT (1)	-	1 CRIMP	1 CRIMP
YSR312CFXLTKITC	1	1.41	Red 18	W31RT (2) W31VT (2)	U31RT (2)	U31RT (2)	U31RT (2)	L31RT (1)	2 OVERLAPPING CRIMPS	1 CRIMP
	2	0.78	Brown 10	X2CRT (1) W2CRT (1) W2CVT (1)	U2CRT (1)	U2CRT (1)	U2CRT (1)	-	1 CRIMP	1 CRIMP

## TYPE YSR-TC (Continued)

### HYDRAULIC INSTALLATION TOOLING CHART

Standard Barrel with Inspection Window

Kit Catalog Number	Barrel	Strip Length	Color Code & Die Index #	Hydraulic Tools Dies Required (# of Crimps)					Hydraulic Dieless Tools Number of Crimps	
				PATMD / 600 / 500 Series	750 / 35 Series	45 Series Use PT6515 with U Dies	46 Series Use PUADP1 with U Dies	60 Series	81K / 81K2 / 4PC Series	644 / 444S Series
YSR314CFXLTKITC	1	1.41	Red 18	W31RT (2) W31VT (2)	U31RT (2)	U31RT (2)	U31RT (2)	L31RT (1)	2 OVERLAPPING CRIMPS	1 CRIMP
	2	0.71	Gray 8	X4CRT (1) W4CRT (1) W4CVT (1)	U4CRT (1)	U4CRT (1)	U4CRT (1)	-	1 CRIMP	-
YSR316CFXLTKITC	1	1.41	Red 18	W31RT (2) W31VT (2)	U31RT (2)	U31RT (2)	U31RT (2)	L31RT (1)	2 OVERLAPPING CRIMPS	1 CRIMP
	2	0.70	Blue 7	X5CRT (1) W5CRT (1) W5CVT (1)	U5CRT (1)	U5CRT (1)	U5CRT (1)	-	1 CRIMP	-
YSR32FX29FXLTCKITC	1	1.48	Red 18	W31RT (2) W31VT (2)	U31RT (2)	U31RT (2)	U31RT (2)	L32RT (2)	1 CRIMP	1 CRIMP
	2	1.38	Yellow 16	X29RT (4) W29RT (2) W29VT (2)	U29RT (1)	U29RT (1)	U29RT (1)	L29RT (1)	1 CRIMP	1 CRIMP
YSR32FX28FXLTCKITC	1	1.48	Red 18	W31RT (2) W31VT (2)	U31RT (2)	U31RT (2)	U31RT (2)	L32RT (2)	1 CRIMP	1 CRIMP
	2	1.36	Purple 15	X28RT (3) W28RT (2) W28VT (2)	U28RT (1)	U28RT (1)	U28RT (1)	L28RT (1)	1 CRIMP	1 CRIMP
YSR29FX28LTCKITC	1	1.38	Yellow 16	X29RT (4) W29RT (2) W29VT (2)	U29RT (1)	U29RT (1)	U29RT (1)	L29RT (1)	1 CRIMP	1 CRIMP
	2	1.24	Purple 15	X28RT (3) W28RT (2) W28VT (2)	U28RT (1)	U28RT (1)	U28RT (1)	L28RT (1)	2 OVERLAPPING CRIMPS	1 CRIMP
YSR29FX25FXLTCKITC	1	1.38	Yellow 16	X29RT (4) W29RT (2) W29VT (2)	U29RT (1)	U29RT (1)	U29RT (1)	L29RT (1)	1 CRIMP	1 CRIMP
	2	1.00	Pink 12	X25RT (2) W25RT (2) W25VT (2)	U25RT (1)	U25RT (1)	U25RT (1)	-	1 CRIMP	1 CRIMP
YSR29FX2CFXLTKITC	1	1.38	Yellow 16	X29RT (4) W29RT (2) W29VT (2)	U29RT (1)	U29RT (1)	U29RT (1)	L29RT (1)	1 CRIMP	1 CRIMP
	2	0.78	Brown 10	X2CRT (1) W2CRT (1) W2CVT (1)	U2CRT (1)	U2CRT (1)	U2CRT (1)	-	1 CRIMP	1 CRIMP
YSR2825FXLTCKITC	1	1.24	Purple 15	X28RT (3) W28RT (2) W28VT (2)	U28RT (1)	U28RT (1)	U28RT (1)	L28RT (1)	2 OVERLAPPING CRIMPS	1 CRIMP
	2	1.00	Pink 12	X25RT (2) W25RT (2) W25VT (2)	U25RT (1)	U25RT (1)	U25RT (1)	-	1 CRIMP	1 CRIMP
YSR282CFXLTKITC	1	1.24	Purple 15	X28RT (3) W28RT (2) W28VT (2)	U28RT (1)	U28RT (1)	U28RT (1)	L28RT (1)	2 OVERLAPPING CRIMPS	1 CRIMP
	2	0.78	Brown 10	X2CRT (1) W2CRT (1) W2CVT (1)	U2CRT (1)	U2CRT (1)	U2CRT (1)	-	1 CRIMP	1 CRIMP

# Compression Connections

Copper — Code / Flex — Reducing Splice Kit  
Standard Barrel — with Inspection Window

## TYPE YSR-TC (Continued)

### HYDRAULIC INSTALLATION TOOLING CHART

Standard Barrel with Inspection Window

Kit Catalog Number	Barrel	Strip Length	Color Code & Die Index #	Hydraulic Tools Dies Required (# of Crimps)					Hydraulic Dieless Tools Number of Crimps	
				PATMD / 600 / 500 Series	750 / 35 Series	45 Series Use PT6515 with U Dies	46 Series Use PUADP1 with U Dies	60 Series	81K / 81K2 / 4PC Series	644 / 444S Series
YSR284CFXLTKITC	1	1.24	Purple 15	X28RT (3) W28RT (2) W28VT (2)	U28RT (1)	U28RT (1)	U28RT (1)	L28RT (1)	2 OVERLAPPING CRIMPS	1 CRIMP
	2	0.71	Gray 8	X4CRT (1) W4CRT (1) W4CVT (1)	U4CRT (1)	U4CRT (1)	U4CRT (1)	-	1 CRIMP	-
YSR286CFXLTKITC	1	1.24	Purple 15	X28RT (3) W28RT (2) W28VT (2)	U28RT (1)	U28RT (1)	U28RT (1)	L28RT (1)	2 OVERLAPPING CRIMPS	1 CRIMP
	2	0.70	Blue 7	X5CRT (1) W5CRT (1) W5CVT (1)	U5CRT (1)	U5CRT (1)	U5CRT (1)	-	1 CRIMP	-
YSR28FX28LTCKITC	1	1.36	Purple 15	X28RT (3) W28RT (2) W28VT (2)	U28RT (1)	U28RT (1)	U28RT (1)	L28RT (1)	1 CRIMP	1 CRIMP
	2	1.24	Purple 15	X28RT (3) W28RT (2) W28VT (2)	U28RT (1)	U28RT (1)	U28RT (1)	L28RT (1)	2 OVERLAPPING CRIMPS	1 CRIMP
YSR28FX26FXLTCKITC	1	1.36	Purple 15	X28RT (3) W28RT (2) W28VT (2)	U28RT (1)	U28RT (1)	U28RT (1)	L28RT (1)	1 CRIMP	1 CRIMP
	2	1.19	Black 13	X26RT (2) W26RT (2) W26VT (2)	U26RT (1)	U26RT (1)	U26RT (1)	-	1 CRIMP	1 CRIMP
YSR28FX25FXLTCKITC	1	1.36	Purple 15	X28RT (3) W28RT (2) W28VT (2)	U28RT (1)	U28RT (1)	U28RT (1)	L28RT (1)	1 CRIMP	1 CRIMP
	2	1.00	Pink 12	X25RT (2) W25RT (2) W25VT (2)	U25RT (1)	U25RT (1)	U25RT (1)	-	1 CRIMP	1 CRIMP
YSR28FX2CFXLTKITC	1	1.36	Purple 15	X28RT (3) W28RT (2) W28VT (2)	U28RT (1)	U28RT (1)	U28RT (1)	L28RT (1)	1 CRIMP	1 CRIMP
	2	0.78	Brown 10	X2CRT (1) W2CRT (1) W2CVT (1)	U2CRT (1)	U2CRT (1)	U2CRT (1)	-	1 CRIMP	1 CRIMP
YSR28FX4CFXLTKITC	1	1.36	Purple 15	X28RT (3) W28RT (2) W28VT (2)	U28RT (1)	U28RT (1)	U28RT (1)	L28RT (1)	1 CRIMP	1 CRIMP
	2	0.71	Gray 8	X4CRT (1) W4CRT (1) W4CVT (1)	U4CRT (1)	U4CRT (1)	U4CRT (1)	-	1 CRIMP	-
YSR26FX25FXLTCKITC	1	1.10	Black 13	X26RT (2) W26RT (2) W26VT (2)	U26RT (1)	U26RT (1)	U26RT (1)	-	1 CRIMP	1 CRIMP
	2	1.00	Pink 12	X25RT (2) W25RT (2) W25VT (2)	U25RT (1)	U25RT (1)	U25RT (1)	-	1 CRIMP	1 CRIMP

## TYPE YSR-TC (Continued)

### HYDRAULIC INSTALLATION TOOLING CHART

Standard Barrel with Inspection Window

Kit Catalog Number	Barrel	Strip Length	Color Code & Die Index #	Hydraulic Tools Dies Required (# of Crimps)					Hydraulic Dieless Tools Number of Crimps	
				PATMD / 600 / 500 Series	750 / 35 Series	45 Series Use PT6515 with U Dies	46 Series Use PUADP1 with U Dies	60 Series	81K / 81K2 / 4PC Series	644 / 444S Series
YSR26FX2CFXLTKITC	1	1.10	Black 13	X26RT (2) W26RT (2) W26VT (2)	U26RT (1)	U26RT (1)	U26RT (1)	-	1 CRIMP	1 CRIMP
	2	0.78	Brown 10	X2CRT (1) W2CRT (1) W2CVT (1)	U2CRT (1)	U2CRT (1)	U2CRT (1)	-	1 CRIMP	1 CRIMP
YSR26FX4CFXLTKITC	1	1.10	Black 13	X26RT (2) W26RT (2) W26VT (2)	U26RT (1)	U26RT (1)	U26RT (1)	-	1 CRIMP	1 CRIMP
	2	0.71	Gray 8	X4CRT (1) W4CRT (1) W4CVT (1)	U4CRT (1)	U4CRT (1)	U4CRT (1)	-	1 CRIMP	-
YSR26FX6CFXLTKITC	1	1.10	Black 13	X26RT (2) W26RT (2) W26VT (2)	U26RT (1)	U26RT (1)	U26RT (1)	-	1 CRIMP	1 CRIMP
	2	0.70	Blue 7	X5CRT (1) W5CRT (1) W5CVT (1)	U5CRT (1)	U5CRT (1)	U5CRT (1)	-	1 CRIMP	-
YSR25FX2CFXLTKITC	1	1.00	Pink 12	X25RT (2) W25RT (2) W25VT (2)	U25RT (1)	U25RT (1)	U25RT (1)	-	1 CRIMP	1 CRIMP
	2	0.76	Brown 10	X2CRT (1) W2CRT (1) W2CVT (1)	U2CRT (1)	U2CRT (1)	U2CRT (1)	-	1 CRIMP	1 CRIMP
YSR25FX4CFXLTKITC	1	1.00	Pink 12	X25RT (2) W25RT (2) W25VT (2)	U25RT (1)	U25RT (1)	U25RT (1)	-	1 CRIMP	1 CRIMP
	2	0.62	Gray 8	X4CRT (1) W4CRT (1) W4CVT (1)	U4CRT (1)	U4CRT (1)	U4CRT (1)	-	1 CRIMP	-
YSR25FX6CFXLTKITC	1	1.00	Pink 12	X25RT (2) W25RT (2) W25VT (2)	U25RT (1)	U25RT (1)	U25RT (1)	-	1 CRIMP	1 CRIMP
	2	0.61	Blue 7	X5CRT (1) W5CRT (1) W5CVT (1)	U5CRT (1)	U5CRT (1)	U5CRT (1)	-	1 CRIMP	-
YSR25FX8CFXLTKITC	1	1.01	Pink 12	X25RT (2) W25RT (2) W25VT (2)	U25RT (1)	U25RT (1)	U25RT (1)	-	1 CRIMP	1 CRIMP
	2	0.60	Red 49	X8CRT (1) W8CRT (1) W8CVT (1)	U8CRT (1)	U8CRT (1)	U8CRT (1)	-	1 CRIMP	-
YSR2CFX4CFXLTKITC	1	0.78	Brown 10	X2CRT (1) W2CRT (1) W2CVT (1)	U2CRT (1)	U2CRT (1)	U2CRT (1)	-	1 CRIMP	1 CRIMP
	2	0.63	Gray 8	X4CRT (1) W4CRT (1) W4CVT (1)	U4CRT (1)	U4CRT (1)	U4CRT (1)	-	1 CRIMP	-



# Compression Connections

Copper — Code / Flex — Reducing Splice Kit  
Standard Barrel — with Inspection Window

## TYPE YSR-TC (Continued)

### HYDRAULIC INSTALLATION TOOLING CHART

Standard Barrel with Inspection Window

Kit Catalog Number	Barrel	Strip Length	Color Code & Die Index #	Hydraulic Tools Dies Required (# of Crimps)					Hydraulic Dieless Tools Number of Crimps	
				PATMD / 600 / 500 Series	750 / 35 Series	45 Series Use PT6515 with U Dies	46 Series Use PUADP1 with U Dies	60 Series	81K / 81K2 / 4PC Series	644 / 444S Series
YSR2CFX6CFXLTKITC	1	0.78	Brown 10	X2CRT (1) W2CRT (1) W2CVT (1)	U2CRT (1)	U2CRT (1)	U2CRT (1)	-	1 CRIMP	1 CRIMP
	2	0.61	Blue 7	X5CRT (1) W5CRT (1) W5CVT (1)	U5CRT (1)	U5CRT (1)	U5CRT (1)	-	1 CRIMP	-
YSR2CFX8CFXLTKITC	1	0.78	Brown 10	X2CRT (1) W2CRT (1) W2CVT (1)	U2CRT (1)	U2CRT (1)	U2CRT (1)	-	1 CRIMP	1 CRIMP
	2	0.60	Red 49	X8CRT (1) W8CRT (1) W8CVT (1)	U8CRT (1)	U8CRT (1)	U8CRT (1)	-	1 CRIMP	-
YSR4CFX6CFXLTKITC	1	0.71	Gray 8	X4CRT (1) W4CRT (1) W4CVT (1)	U4CRT (1)	U4CRT (1)	U4CRT (1)	-	1 CRIMP	-
	2	0.61	Blue 7	X5CRT (1) W5CRT (1) W5CVT (1)	U5CRT (1)	U5CRT (1)	U5CRT (1)	-	1 CRIMP	-
YSR4CFX8CFXLTKITC	1	0.71	Gray 8	X4CRT (1) W4CRT (1) W4CVT (1)	U4CRT (1)	U4CRT (1)	U4CRT (1)	-	1 CRIMP	-
	2	0.60	Red 49	X8CRT (1) W8CRT (1) W8CVT (1)	U8CRT (1)	U8CRT (1)	U8CRT (1)	-	1 CRIMP	-
YSR4CFX10CLTKITC	1	0.71	Gray 8	X4CRT (1) W4CRT (1) W4CVT (1)	U4CRT (1)	U4CRT (1)	U4CRT (1)	-	1 CRIMP	-
	2	0.65	-	-	-	-	-	-	-	-
YSR6CFX8CFXLTKITC	1	0.70	Blue 7	X5CRT (1) W5CRT (1) W5CVT (1)	U5CRT (1)	U5CRT (1)	U5CRT (1)	-	1 CRIMP	-
	2	0.57	Red 49	X8CRT (1) W8CRT (1) W8CVT (1)	U8CRT (1)	U8CRT (1)	U8CRT (1)	-	1 CRIMP	-
YSR6CFX10CLTKITC	1	0.70	Blue 7	X5CRT (1) W5CRT (1) W5CVT (1)	U5CRT (1)	U5CRT (1)	U5CRT (1)	-	1 CRIMP	-
	2	0.63	-	-	-	-	-	-	-	-
YSR6CFX14CLTKITC	1	0.70	Blue 7	X5CRT (1) W5CRT (1) W5CVT (1)	U5CRT (1)	U5CRT (1)	U5CRT (1)	-	1 CRIMP	-
	2	0.63	-	-	-	-	-	-	-	-
YSR8CFX10CLTKITC	1	0.57	Red 49	X8CRT (1) W8CRT (1) W8CVT (1)	U8CRT (1)	U8CRT (1)	U8CRT (1)	-	1 CRIMP	-
	2	0.63	-	-	-	-	-	-	-	-

## TYPE YSR-TC (Continued)

### HYDRAULIC INSTALLATION TOOLING CHART

Standard Barrel with Inspection Window

Kit Catalog Number	Barrel	Strip Length	Color Code & Die Index #	Hydraulic Tools Dies Required (# of Crimps)					Hydraulic Dieless Tools Number of Crimps	
				PATMD / 600 / 500 Series	750 / 35 Series	45 Series Use PT6515 with U Dies	46 Series Use PUADP1 with U Dies	60 Series	81K / 81K2 / 4PC Series	644 / 444S Series
YSR8CFX14CLTCKITC	1	0.57	Red 49	X8CRT (1) W8CRT (1) W8CVT (1)	U8CRT (1)	U8CRT (1)	U8CRT (1)	-	1 CRIMP	-
	2	0.63	-	-	-	-	-	-	-	-
YSR10CFX12CLTCKITC	1	0.63	-	-	-	-	-	-	-	-
	2	0.63	-	-	-	-	-	-	-	-
YSR10CFX14CLTCKITC	1	0.63	-	-	-	-	-	-	-	-
	2	0.63	-	-	-	-	-	-	-	-

# Compression Connections

Copper — Code / Flex — Reducing Splice Kit  
Standard Barrel — with Inspection Window

## TYPE YSR-TC (Continued)

### MECHANICAL INSTALLATION TOOLING CHART

Standard Barrel with Inspection Window

Kit Catalog Number	Barrel	Strip Length	Color Code & Die Index #	Mechanical & Ratchet Dies Required (# of Crimps)		Mechanical & Ratchet Dedicated Die Tools Number of Crimps				
				MD6 / MD7 Series	OUR840	MY28 / MY29 Series	MRC840	MRE1022B / Y8MRB1 / Y10D / Y1022	Y122CMR	Y1MRTC
YSR44FX39LTCKITC	1	1.96	Yellow L115	-	-	-	-	-	-	-
	2	1.67	Black 24	-	-	-	-	-	-	-
YSR44FX38FXLTCKITC	1	1.96	Yellow L115	-	-	-	-	-	-	-
	2	1.77	Pink L99	-	-	-	-	-	-	-
YSR44FX34LTCKITC	1	1.96	Yellow L115	-	-	-	-	-	-	-
	2	1.60	Brown 20	W34RT (2)* W34VT (2)	-	-	-	-	-	-
YSR44FX34FXLTCKITC	1	1.96	Yellow L115	-	-	-	-	-	-	-
	2	1.60	Blue 19	W32RT (2)* W32VT (2)	-	-	-	-	-	-
YSR44FX31LTCKITC	1	1.96	Yellow L115	-	-	-	-	-	-	-
	2	1.41	Red 18	W31RT (2)* W31VT (2)	-	-	-	-	-	-
YSR44FX30LTCKITC	1	1.96	Yellow L115	-	-	-	-	-	-	-
	2	1.24	White 17	W30RT (2)* W30VT (2)	-	-	-	-	-	-
YSR44FX29LTCKITC	1	1.96	Yellow L115	-	-	-	-	-	-	-
	2	1.38	Yellow 16	X29RT (4) W29RT (2) W29VT (2)	X29RT (4) W29RT (2)* W29VT (2)*	1 CRIMP	-	-	-	-
YSR44FX29FXLTCKITC	1	1.96	Yellow L115	-	-	-	-	-	-	-
	2	1.38	Yellow 16	X29RT (4) W29RT (2) W29VT (2)	X29RT (4) W29RT (2)* W29VT (2)*	1 CRIMP	-	-	-	-
YSR44FX28LTCKITC	1	1.96	Yellow L115	-	-	-	-	-	-	-
	2	1.24	Purple 15	X28RT (3) W28RT (2) W28VT (2)	X28RT (3) W28RT (2)* W28VT (2)*	1 CRIMP	2 CRIMPS	-	-	-
YSR44FX28FXLTCKITC	1	1.96	Yellow L115	-	-	-	-	-	-	-
	2	1.36	Purple 15	X28RT (3) W28RT (2) W28VT (2)	X28RT (3) W28RT (2)* W28VT (2)*	1 CRIMP	2 CRIMPS	-	-	-
YSR3939LTCKITC	1	1.67	Black 24	-	-	-	-	-	-	-
	2	1.67	Black 24	-	-	-	-	-	-	-
YSR3938FXLTCKITC	1	1.67	Black 24	-	-	-	-	-	-	-
	2	1.77	Pink L99	-	-	-	-	-	-	-
YSR3934LTCKITC	1	1.67	Black 24	-	-	-	-	-	-	-
	2	1.60	Brown 20	W34RT (2)* W34VT (2)	-	-	-	-	-	-
YSR3934FXLTCKITC	1	1.67	Black 24	-	-	-	-	-	-	-
	2	1.60	Blue 19	W32RT (2)* W32VT (2)	-	-	-	-	-	-

\* Not recommended due to handle force required for proper installation.



www.burndy.com  
1-800-346-4175 (US)

## TYPE YSR-TC (Continued)

### MECHANICAL INSTALLATION TOOLING CHART

Standard Barrel with Inspection Window

Kit Catalog Number	Barrel	Strip Length	Color Code & Die Index #	Mechanical & Ratchet Dies Required (# of Crimps)		Mechanical & Ratchet Dedicated Die Tools Number of Crimps				
				MD6 / MD7 Series	OUR840	MY28 / MY29 Series	MRC840	MRE1022B / Y8MRB1 / Y10D / Y1022	Y122CMR	Y1MRTC
YSR3931LTCKITC	1	1.67	Black 24	-	-	-	-	-	-	-
	2	1.41	Red 18	W31RT (2)* W31VT (2)	-	-	-	-	-	-
YSR3930LTCKITC	1	1.67	Black 24	-	-	-	-	-	-	-
	2	1.24	White 17	W30RT (2)* W30VT (2)	-	-	-	-	-	-
YSR3929LTCKITC	1	1.67	Black 24	-	-	-	-	-	-	-
	2	1.38	Yellow 16	X29RT (4) W29RT (2) W29VT (2)	X29RT (4) W29RT (2)* W29VT (2)*	1 CRIMP	-	-	-	-
YSR3929FXLTCKITC	1	1.67	Black 24	-	-	-	-	-	-	-
	2	1.38	Yellow 16	X29RT (4) W29RT (2) W29VT (2)	X29RT (4) W29RT (2)* W29VT (2)*	1 CRIMP	-	-	-	-
YSR3928LTCKITC	1	1.67	Black 24	-	-	-	-	-	-	-
	2	1.24	Purple 15	X28RT (3) W28RT (2) W28VT (2)	X28RT (3) W28RT (2)* W28VT (2)*	1 CRIMP	2 CRIMPS	-	-	-
YSR3928FXLTCKITC	1	1.67	Black 24	-	-	-	-	-	-	-
	2	1.36	Purple 15	X28RT (3) W28RT (2) W28VT (2)	X28RT (3) W28RT (2)* W28VT (2)*	1 CRIMP	2 CRIMPS	-	-	-
YSR38FX34LTCKITC	1	1.77	Pink L99	-	-	-	-	-	-	-
	2	1.60	Brown 20	W34RT (2)* W34VT (2)	-	-	-	-	-	-
YSR38FX34FXLTCKITC	1	1.77	Pink L99	-	-	-	-	-	-	-
	2	1.60	Blue 19	W32RT (2)* W32VT (2)	-	-	-	-	-	-
YSR38FX31LTCKITC	1	1.77	Pink L99	-	-	-	-	-	-	-
	2	1.41	Red 18	W31RT (2)* W31VT (2)	-	-	-	-	-	-
YSR38FX30LTCKITC	1	1.77	Pink L99	-	-	-	-	-	-	-
	2	1.24	White 17	W30RT (2)* W30VT (2)	-	-	-	-	-	-
YSR38FX29LTCKITC	1	1.77	Pink L99	-	-	-	-	-	-	-
	2	1.38	Yellow 16	X29RT (4) W29RT (2) W29VT (2)	X29RT (4) W29RT (2)* W29VT (2)*	1 CRIMP	-	-	-	-
YSR38FX29FXLTCKITC	1	1.77	Pink L99	-	-	-	-	-	-	-
	2	1.38	Yellow 16	X29RT (4) W29RT (2) W29VT (2)	X29RT (4) W29RT (2)* W29VT (2)*	1 CRIMP	-	-	-	-

\* Not recommended due to handle force required for proper installation.

# Compression Connections

Copper — Code / Flex — Reducing Splice Kit  
Standard Barrel — with Inspection Window

## TYPE YSR-TC (Continued)

### MECHANICAL INSTALLATION TOOLING CHART

Standard Barrel with Inspection Window

Kit Catalog Number	Barrel	Strip Length	Color Code & Die Index #	Mechanical & Ratchet Dies Required (# of Crimps)		Mechanical & Ratchet Dedicated Die Tools Number of Crimps				
				MD6 / MD7 Series	OUR840	MY28 / MY29 Series	MRC840	MRE1022B / Y8MRB1 / Y10D / Y1022	Y122CMR	Y1MRTC
YSR38FX28FXLTCKITC	1	1.77	Pink L99	-	-	-	-	-	-	-
	2	1.36	Purple 15	X28RT (3) W28RT (2) W28VT (2)	X28RT (3) W28RT (2)* W28VT (2)*	1 CRIMP	2 CRIMPS	-	-	-
YSR38FX28LTCKITC	1	1.77	Pink L99	-	-	-	-	-	-	-
	2	1.24	Purple 15	X28RT (3) W28RT (2) W28VT (2)	X28RT (3) W28RT (2)* W28VT (2)*	1 CRIMP	2 CRIMPS	-	-	-
YSR38FX26FXLTCKITC	1	1.77	Pink L99	-	-	-	-	-	-	-
	2	1.09	Black 13	X26RT (2) W26RT (2) W26VT (2)	X26RT (2) W26RT (2)* W26VT (2)*	1 CRIMP	2 CRIMPS	-	-	-
YSR3434FXLTCKITC	1	1.60	Brown 20	W34RT (2)* W34VT (2)	-	-	-	-	-	-
	2	1.60	Blue 19	W32RT (2)* W32VT (2)	-	-	-	-	-	-
YSR3431LTCKITC	1	1.60	Brown 20	W34RT (2)* W34VT (2)	-	-	-	-	-	-
	2	1.41	Red 18	W31RT (2)* W31VT (2)	-	-	-	-	-	-
YSR3429FXLTCKITC	1	1.60	Brown 20	W34RT (2)* W34VT (2)	-	-	-	-	-	-
	2	1.38	Yellow 16	X29RT (4) W29RT (2) W29VT (2)	X29RT (4) W29RT (2)* W29VT (2)*	1 CRIMP	-	-	-	-
YSR3428LTCKITC	1	1.60	Brown 20	W34RT (2)* W34VT (2)	-	-	-	-	-	-
	2	1.24	Purple 15	X28RT (3) W28RT (2) W28VT (2)	X28RT (3) W28RT (2)* W28VT (2)*	1 CRIMP	2 CRIMPS	-	-	-
YSR3426FXLTCKITC	1	1.60	Brown 20	W34RT (2)* W34VT (2)	-	-	-	-	-	-
	2	1.09	Black 13	X26RT (2) W26RT (2) W26VT (2)	X26RT (2) W26RT (2)* W26VT (2)*	1 CRIMP	2 CRIMPS	-	-	-
YSR3425FXLTCKITC	1	1.60	Brown 20	W34RT (2)* W34VT (2)	-	-	-	-	-	-
	2	1.00	Pink 12	X25RT (2) W25RT (2) W25VT (2)	X25RT (2) W25RT (2)* W25VT (2)*	1 CRIMP	2 CRIMPS	-	-	-
YSR34FX31LTCKITC	1	1.60	Blue 19	W32RT (2)* W32VT (2)	-	-	-	-	-	-
	2	1.41	Red 18	W31RT (2)* W31VT (2)	-	-	-	-	-	-

\* Not recommended due to handle force required for proper installation.

## TYPE YSR-TC (Continued)

### MECHANICAL INSTALLATION TOOLING CHART

Standard Barrel with Inspection Window

Kit Catalog Number	Barrel	Strip Length	Color Code & Die Index #	Mechanical & Ratchet Dies Required (# of Crimps)		Mechanical & Ratchet Dedicated Die Tools Number of Crimps				
				MD6 / MD7 Series	OUR840	MY28 / MY29 Series	MRC840	MRE1022B / Y8MRB1 / Y10D / Y1022	Y122CMR	Y1MRTC
YSR34FX29FXLTCKITC	1	1.60	Blue 19	W32RT (2)* W32VT (2)	-	-	-	-	-	-
	2	1.38	Yellow 16	X29RT (4) W29RT (2) W29VT (2)	X29RT (4) W29RT (2)* W29VT (2)*	1 CRIMP	-	-	-	-
YSR34FX28FXLTCKITC	1	1.60	Blue 19	W32RT (2)* W32VT (2)	-	-	-	-	-	-
	2	1.36	Purple 15	X28RT (3) W28RT (2) W28VT (2)	X28RT (3) W28RT (2)* W28VT (2)*	1 CRIMP	2 CRIMPS	-	-	-
YSR34FX28LTCKITC	1	1.60	Blue 19	W32RT (2)* W32VT (2)	-	-	-	-	-	-
	2	1.24	Purple 15	X28RT (3) W28RT (2) W28VT (2)	X28RT (3) W28RT (2)* W28VT (2)*	1 CRIMP	2 CRIMPS	-	-	-
YSR34FX26FXLTCKITC	1	1.60	Blue 19	W32RT (2)* W32VT (2)	-	-	-	-	-	-
	2	1.09	Black 13	X26RT (2) W26RT (2) W26VT (2)	X26RT (2) W26RT (2)* W26VT (2)*	1 CRIMP	2 CRIMPS	-	-	-
YSR34FX25FXLTCKITC	1	1.60	Blue 19	W32RT (2)* W32VT (2)	-	-	-	-	-	-
	2	1.00	Pink 12	X25RT (2) W25RT (2) W25VT (2)	X25RT (2) W25RT (2)* W25VT (2)*	1 CRIMP	2 CRIMPS	-	-	-
YSR34FX2CFXLTCKITC	1	1.60	Blue 19	W32RT (2)* W32VT (2)	-	-	-	-	-	-
	2	0.78	Brown 10	X2CRT (1) W2CRT (1) W2CVT (1)	X2CRT (1)	1 CRIMP	1 CRIMP	-	2 CRIMPS	2 CRIMPS
YSR34FX4CFXLTCKITC	1	1.60	Blue 19	W32RT (2)* W32VT (2)	-	-	-	-	-	-
	2	0.71	Gray 8	X4CRT (1) W4CRT (1) W4CVT (1)	X4CRT (1)	1 CRIMP	1 CRIMP	-	2 CRIMPS	2 CRIMPS
YSR34FX6CFXLTCKITC	1	1.60	Blue 19	W32RT (2)* W32VT (2)	-	-	-	-	-	-
	2	0.70	Blue 7	X5CRT (1) W5CRT (1) W5CVT (1)	X5CRT (1)	1 CRIMP	1 CRIMP	-	1 CRIMP	1 CRIMP
YSR3129FXLTCKITC	1	1.41	Red 18	W31RT (2)* W31VT (2)	-	-	-	-	-	-
	2	1.38	Yellow 16	X29RT (4) W29RT (2) W29VT (2)	X29RT (4) W29RT (2)* W29VT (2)*	1 CRIMP	-	-	-	-

\* Not recommended due to handle force required for proper installation.

# Compression Connections

Copper — Code / Flex — Reducing Splice Kit  
Standard Barrel — with Inspection Window

## TYPE YSR-TC (Continued)

### MECHANICAL INSTALLATION TOOLING CHART

Standard Barrel with Inspection Window

Kit Catalog Number	Barrel	Strip Length	Color Code & Die Index #	Mechanical & Ratchet Dies Required (# of Crimps)		Mechanical & Ratchet Dedicated Die Tools Number of Crimps				
				MD6 / MD7 Series	OUR840	MY28 / MY29 Series	MRC840	MRE1022B / Y8MRB1 / Y10D / Y1022	Y122CMR	Y1MRTC
YSR3128FXLTCKITC	1	1.41	Red 18	W31RT (2)* W31VT (2)	-	-	-	-	-	-
	2	1.36	Purple 15	X28RT (3) W28RT (2) W28VT (2)	X28RT (3) W28RT (2)* W28VT (2)*	1 CRIMP	2 CRIMPS	-	-	-
YSR3128LTCKITC	1	1.41	Red 18	W31RT (2)* W31VT (2)	-	-	-	-	-	-
	2	1.24	Purple 15	X28RT (3) W28RT (2) W28VT (2)	X28RT (3) W28RT (2)* W28VT (2)*	1 CRIMP	2 CRIMPS	-	-	-
YSR3126FXLTCKITC	1	1.41	Red 18	W31RT (2)* W31VT (2)	-	-	-	-	-	-
	2	1.10	Black 13	X26RT (2) W26RT (2) W26VT (2)	X26RT (2) W26RT (2)* W26VT (2)*	1 CRIMP	2 CRIMPS	-	-	-
YSR3125FXLTCKITC	1	1.41	Red 18	W31RT (2)* W31VT (2)	-	-	-	-	-	-
	2	1.00	Pink 12	X25RT (2) W25RT (2) W25VT (2)	X25RT (2) W25RT (2)* W25VT (2)*	1 CRIMP	2 CRIMPS	-	-	-
YSR312CFXLTCKITC	1	1.41	Red 18	W31RT (2)* W31VT (2)	-	-	-	-	-	-
	2	0.78	Brown 10	X2CRT (1) W2CRT (1) W2CVT (1)	X2CRT (1)	1 CRIMP	1 CRIMP	-	2 CRIMPS	2 CRIMPS
YSR314CFXLTCKITC	1	1.41	Red 18	W31RT (2)* W31VT (2)	-	-	-	-	-	-
	2	0.71	Gray 8	X4CRT (1) W4CRT (1) W4CVT (1)	X4CRT (1)	1 CRIMP	1 CRIMP	-	2 CRIMPS	2 CRIMPS
YSR316CFXLTCKITC	1	1.41	Red 18	W31RT (2)* W31VT (2)	-	-	-	-	-	-
	2	0.70	Blue 7	X5CRT (1) W5CRT (1) W5CVT (1)	X5CRT (1)	1 CRIMP	1 CRIMP	-	1 CRIMP	1 CRIMP
YSR32FX29FXLTCKITC	1	1.48	Red 18	W31RT (2)* W31VT (2)	-	-	-	-	-	-
	2	1.38	Yellow 16	X29RT (4) W29RT (2) W29VT (2)	X29RT (4) W29RT (2)* W29VT (2)*	1 CRIMP	-	-	-	-
YSR32FX28FXLTCKITC	1	1.48	Red 18	W31RT (2)* W31VT (2)	-	-	-	-	-	-
	2	1.36	Purple 15	X28RT (3) W28RT (2) W28VT (2)	X28RT (3) W28RT (2)* W28VT (2)*	1 CRIMP	2 CRIMPS	-	-	-

\* Not recommended due to handle force required for proper installation.



www.burndy.com  
1-800-346-4175 (US)

## TYPE YSR-TC (Continued)

### MECHANICAL INSTALLATION TOOLING CHART

Standard Barrel with Inspection Window

Kit Catalog Number	Barrel	Strip Length	Color Code & Die Index #	Mechanical & Ratchet Dies Required (# of Crimps)		Mechanical & Ratchet Dedicated Die Tools Number of Crimps				
				MD6 / MD7 Series	OUR840	MY28 / MY29 Series	MRC840	MRE1022B / Y8MRB1 / Y10D / Y1022	Y122CMR	Y1MRTC
YSR29FX28LTCKITC	1	1.38	Yellow 16	X29RT (4) W29RT (2) W29VT (2)	X29RT (4) W29RT (2)* W29VT (2)*	1 CRIMP	-	-	-	-
	2	1.24	Purple 15	X28RT (3) W28RT (2) W28VT (2)	X28RT (3) W28RT (2)* W28VT (2)*	1 CRIMP	2 CRIMPS	-	-	-
YSR29FX25FXLTCKITC	1	1.38	Yellow 16	X29RT (4) W29RT (2) W29VT (2)	X29RT (4) W29RT (2)* W29VT (2)*	1 CRIMP	-	-	-	-
	2	1.00	Pink 12	X25RT (2) W25RT (2) W25VT (2)	X25RT (2) W25RT (2)* W25VT (2)*	1 CRIMP	2 CRIMPS	-	-	-
YSR29FX2CFXLTCKITC	1	1.38	Yellow 16	X29RT (4) W29RT (2) W29VT (2)	X29RT (4) W29RT (2)* W29VT (2)*	1 CRIMP	-	-	-	-
	2	0.78	Brown 10	X2CRT (1) W2CRT (1) W2CVT (1)	X2CRT (1)	1 CRIMP	1 CRIMP	-	2 CRIMPS	2 CRIMPS
YSR2825FXLTCKITC	1	1.24	Purple 15	X28RT (3) W28RT (2) W28VT (2)	X28RT (3) W28RT (2)* W28VT (2)*	1 CRIMP	2 CRIMPS	-	-	-
	2	1.00	Pink 12	X25RT (2) W25RT (2) W25VT (2)	X25RT (2) W25RT (2)* W25VT (2)*	1 CRIMP	2 CRIMPS	-	-	-
YSR282CFXLTCKITC	1	1.24	Purple 15	X28RT (3) W28RT (2) W28VT (2)	X28RT (3) W28RT (2)* W28VT (2)*	1 CRIMP	2 CRIMPS	-	-	-
	2	0.78	Brown 10	X2CRT (1) W2CRT (1) W2CVT (1)	X2CRT (1)	1 CRIMP	1 CRIMP	-	2 CRIMPS	2 CRIMPS
YSR284CFXLTCKITC	1	1.24	Purple 15	X28RT (3) W28RT (2) W28VT (2)	X28RT (3) W28RT (2)* W28VT (2)*	1 CRIMP	2 CRIMPS	-	-	-
	2	0.71	Gray 8	X4CRT (1) W4CRT (1) W4CVT (1)	X4CRT (1)	1 CRIMP	1 CRIMP	-	2 CRIMPS	2 CRIMPS
YSR286CFXLTCKITC	1	1.24	Purple 15	X28RT (3) W28RT (2) W28VT (2)	X28RT (3) W28RT (2)* W28VT (2)*	1 CRIMP	2 CRIMPS	-	-	-
	2	0.70	Blue 7	X5CRT (1) W5CRT (1) W5CVT (1)	X5CRT (1)	1 CRIMP	1 CRIMP	-	1 CRIMP	1 CRIMP
YSR28FX28LTCKITC	1	1.36	Purple 15	X28RT (3) W28RT (2) W28VT (2)	X28RT (3) W28RT (2)* W28VT (2)*	1 CRIMP	2 CRIMPS	-	-	-
	2	1.24	Purple 15	X28RT (3) W28RT (2) W28VT (2)	X28RT (3) W28RT (2)* W28VT (2)*	1 CRIMP	2 CRIMPS	-	-	-

\* Not recommended due to handle force required for proper installation.



# Compression Connections

Copper — Code / Flex — Reducing Splice Kit  
Standard Barrel — with Inspection Window

## TYPE YSR-TC (Continued)

### MECHANICAL INSTALLATION TOOLING CHART

Standard Barrel with Inspection Window

Kit Catalog Number	Barrel	Strip Length	Color Code & Die Index #	Mechanical & Ratchet Dies Required (# of Crimps)		Mechanical & Ratchet Dedicated Die Tools Number of Crimps				
				MD6 / MD7 Series	OUR840	MY28 / MY29 Series	MRC840	MRE1022B / Y8MRB1 / Y10D / Y1022	Y122CMR	Y1MRTC
YSR28FX26FXLTCKITC	1	1.36	Purple 15	X28RT (3) W28RT (2) W28VT (2)	X28RT (3) W28RT (2)* W28VT (2)*	1 CRIMP	2 CRIMPS	-	-	-
	2	1.19	Black 13	X26RT (2) W26RT (2) W26VT (2)	X26RT (2) W26RT (2)* W26VT (2)*	1 CRIMP	2 CRIMPS	-	-	-
YSR28FX25FXLTCKITC	1	1.36	Purple 15	X28RT (3) W28RT (2) W28VT (2)	X28RT (3) W28RT (2)* W28VT (2)*	1 CRIMP	2 CRIMPS	-	-	-
	2	1.00	Pink 12	X25RT (2) W25RT (2) W25VT (2)	X25RT (2) W25RT (2)* W25VT (2)*	1 CRIMP	2 CRIMPS	-	-	-
YSR28FX2CFXLTCKITC	1	1.36	Purple 15	X28RT (3) W28RT (2) W28VT (2)	X28RT (3) W28RT (2)* W28VT (2)*	1 CRIMP	2 CRIMPS	-	-	-
	2	0.78	Brown 10	X2CRT (1) W2CRT (1) W2CVT (1)	X2CRT (1)	1 CRIMP	1 CRIMP	-	2 CRIMPS	2 CRIMPS
YSR28FX4CFXLTCKITC	1	1.36	Purple 15	X28RT (3) W28RT (2) W28VT (2)	X28RT (3) W28RT (2)* W28VT (2)*	1 CRIMP	2 CRIMPS	-	-	-
	2	0.71	Gray 8	X4CRT (1) W4CRT (1) W4CVT (1)	X4CRT (1)	1 CRIMP	1 CRIMP	-	2 CRIMPS	2 CRIMPS
YSR26FX25FXLTCKITC	1	1.10	Black 13	X26RT (2) W26RT (2) W26VT (2)	X26RT (2) W26RT (2)* W26VT (2)*	1 CRIMP	2 CRIMPS	-	-	-
	2	1.00	Pink 12	X25RT (2) W25RT (2) W25VT (2)	X25RT (2) W25RT (2)* W25VT (2)*	1 CRIMP	2 CRIMPS	-	-	-
YSR26FX2CFXLTCKITC	1	1.10	Black 13	X26RT (2) W26RT (2) W26VT (2)	X26RT (2) W26RT (2)* W26VT (2)*	1 CRIMP	2 CRIMPS	-	-	-
	2	0.78	Brown 10	X2CRT (1) W2CRT (1) W2CVT (1)	X2CRT (1)	1 CRIMP	1 CRIMP	-	2 CRIMPS	2 CRIMPS
YSR26FX4CFXLTCKITC	1	1.10	Black 13	X26RT (2) W26RT (2) W26VT (2)	X26RT (2) W26RT (2)* W26VT (2)*	1 CRIMP	2 CRIMPS	-	-	-
	2	0.71	Gray 8	X4CRT (1) W4CRT (1) W4CVT (1)	X4CRT (1)	1 CRIMP	1 CRIMP	-	2 CRIMPS	2 CRIMPS
YSR26FX6CFXLTCKITC	1	1.10	Black 13	X26RT (2) W26RT (2) W26VT (2)	X26RT (2) W26RT (2)* W26VT (2)*	1 CRIMP	2 CRIMPS	-	-	-
	2	0.70	Blue 7	X5CRT (1) W5CRT (1) W5CVT (1)	X5CRT (1)	1 CRIMP	1 CRIMP	-	1 CRIMP	1 CRIMP

\* Not recommended due to handle force required for proper installation.

## TYPE YSR-TC (Continued)

### MECHANICAL INSTALLATION TOOLING CHART

Standard Barrel with Inspection Window

Kit Catalog Number	Barrel	Strip Length	Color Code & Die Index #	Mechanical & Ratchet Dies Required (# of Crimps)		Mechanical & Ratchet Dedicated Die Tools Number of Crimps				
				MD6 / MD7 Series	OUR840	MY28 / MY29 Series	MRC840	MRE1022B / Y8MRB1 / Y10D / Y1022	Y122CMR	Y1MRTC
YSR25FX2CFXLTKITC	1	1.00	Pink 12	X25RT (2) W25RT (2) W25VT (2)	X25RT (2) W25RT (2)* W25VT (2)*	1 CRIMP	2 CRIMPS	-	-	-
	2	0.76	Brown 10	X2CRT (1) W2CRT (1) W2CVT (1)	X2CRT (1)	1 CRIMP	1 CRIMP	-	2 CRIMPS	2 CRIMPS
YSR25FX4CFXLTKITC	1	1.00	Pink 12	X25RT (2) W25RT (2) W25VT (2)	X25RT (2) W25RT (2)* W25VT (2)*	1 CRIMP	2 CRIMPS	-	-	-
	2	0.62	Gray 8	X4CRT (1) W4CRT (1) W4CVT (1)	X4CRT (1)	1 CRIMP	1 CRIMP	-	2 CRIMPS	2 CRIMPS
YSR25FX6CFXLTKITC	1	1.00	Pink 12	X25RT (2) W25RT (2) W25VT (2)	X25RT (2) W25RT (2)* W25VT (2)*	1 CRIMP	2 CRIMPS	-	-	-
	2	0.61	Blue 7	X5CRT (1) W5CRT (1) W5CVT (1)	X5CRT (1)	1 CRIMP	1 CRIMP	-	1 CRIMP	1 CRIMP
YSR25FX8CFXLTKITC	1	1.01	Pink 12	X25RT (2) W25RT (2) W25VT (2)	X25RT (2) W25RT (2)* W25VT (2)*	1 CRIMP	2 CRIMPS	-	-	-
	2	0.60	Red 49	X8CRT (1) W8CRT (1) W8CVT (1)	X8CRT (1) W8CRT (1) W8CVT (1)	1 CRIMP	1 CRIMP	-	1 CRIMP	1 CRIMP
YSR2CFX4CFXLTKITC	1	0.78	Brown 10	X2CRT (1) W2CRT (1) W2CVT (1)	X2CRT (1)	1 CRIMP	1 CRIMP	-	2 CRIMPS	2 CRIMPS
	2	0.63	Gray 8	X4CRT (1) W4CRT (1) W4CVT (1)	X4CRT (1)	1 CRIMP	1 CRIMP	-	2 CRIMPS	2 CRIMPS
YSR2CFX6CFXLTKITC	1	0.78	Brown 10	X2CRT (1) W2CRT (1) W2CVT (1)	X2CRT (1)	1 CRIMP	1 CRIMP	-	2 CRIMPS	2 CRIMPS
	2	0.61	Blue 7	X5CRT (1) W5CRT (1) W5CVT (1)	X5CRT (1)	1 CRIMP	1 CRIMP	-	1 CRIMP	1 CRIMP
YSR2CFX8CFXLTKITC	1	0.78	Brown 10	X2CRT (1) W2CRT (1) W2CVT (1)	X2CRT (1)	1 CRIMP	1 CRIMP	-	2 CRIMPS	2 CRIMPS
	2	0.60	Red 49	X8CRT (1) W8CRT (1) W8CVT (1)	X8CRT (1) W8CRT (1) W8CVT (1)	1 CRIMP	1 CRIMP	-	1 CRIMP	1 CRIMP
YSR4CFX6CFXLTKITC	1	0.71	Gray 8	X4CRT (1) W4CRT (1) W4CVT (1)	X4CRT (1)	1 CRIMP	1 CRIMP	-	2 CRIMPS	2 CRIMPS
	2	0.61	Blue 7	X5CRT (1) W5CRT (1) W5CVT (1)	X5CRT (1)	1 CRIMP	1 CRIMP	-	1 CRIMP	1 CRIMP

\* Not recommended due to handle force required for proper installation.

# Compression Connections

Copper — Code / Flex — Reducing Splice Kit  
Standard Barrel — with Inspection Window

## TYPE YSR-TC (Continued)

### MECHANICAL INSTALLATION TOOLING CHART

Standard Barrel with Inspection Window

Kit Catalog Number	Barrel	Strip Length	Color Code & Die Index #	Mechanical & Ratchet Dies Required (# of Crimps)		Mechanical & Ratchet Dedicated Die Tools Number of Crimps				
				MD6 / MD7 Series	OUR840	MY28 / MY29 Series	MRC840	MRE1022B / Y8MRB1 / Y10D / Y1022	Y122CMR	Y1MRTC
YSR4CFX8CFXLTKITC	1	0.71	Gray 8	X4CRT (1) W4CRT (1) W4CVT (1)	X4CRT (1)	1 CRIMP	1 CRIMP	-	2 CRIMPS	2 CRIMPS
	2	0.60	Red 49	X8CRT (1) W8CRT (1) W8CVT (1)	X8CRT (1) W8CRT (1) W8CVT (1)	1 CRIMP	1 CRIMP	-	1 CRIMP	1 CRIMP
YSR4CFX10CLTKITC	1	0.71	Gray 8	X4CRT (1) W4CRT (1) W4CVT (1)	X4CRT (1)	1 CRIMP	1 CRIMP	-	2 CRIMPS	2 CRIMPS
	2	0.65	-	-	-	-	-	1 CRIMP	1 CRIMP	-
YSR6CFX8CFXLTKITC	1	0.70	Blue 7	X5CRT (1) W5CRT (1) W5CVT (1)	X5CRT (1)	1 CRIMP	1 CRIMP	-	1 CRIMP	1 CRIMP
	2	0.57	Red 49	X8CRT (1) W8CRT (1) W8CVT (1)	X8CRT (1) W8CRT (1) W8CVT (1)	1 CRIMP	1 CRIMP	-	1 CRIMP	1 CRIMP
YSR6CFX10CLTKITC	1	0.70	Blue 7	X5CRT (1) W5CRT (1) W5CVT (1)	X5CRT (1)	1 CRIMP	1 CRIMP	-	1 CRIMP	1 CRIMP
	2	0.63	-	-	-	-	-	1 CRIMP	1 CRIMP	-
YSR6CFX14CLTKITC	1	0.70	Blue 7	X5CRT (1) W5CRT (1) W5CVT (1)	X5CRT (1)	1 CRIMP	1 CRIMP	-	1 CRIMP	1 CRIMP
	2	0.63	-	-	-	-	-	2 CRIMPS	-	-
YSR8CFX10CLTKITC	1	0.57	Red 49	X8CRT (1) W8CRT (1) W8CVT (1)	X8CRT (1) W8CRT (1) W8CVT (1)	1 CRIMP	1 CRIMP	-	1 CRIMP	1 CRIMP
	2	0.63	-	-	-	-	-	1 CRIMP	1 CRIMP	-
YSR8CFX14CLTKITC	1	0.57	Red 49	X8CRT (1) W8CRT (1) W8CVT (1)	X8CRT (1) W8CRT (1) W8CVT (1)	1 CRIMP	1 CRIMP	-	1 CRIMP	1 CRIMP
	2	0.63	-	-	-	-	-	2 CRIMPS	-	-
YSR10CFX12CLTKITC	1	0.63	-	-	-	-	-	1 CRIMP	1 CRIMP	-
	2	0.63	-	-	-	-	-	2 CRIMPS	-	-
YSR10CFX14CLTKITC	1	0.63	-	-	-	-	-	1 CRIMP	1 CRIMP	-
	2	0.63	-	-	-	-	-	2 CRIMPS	-	-

\* Not recommended due to handle force required for proper installation.